

Michelle Barron  
Attleborough Town Council  
Town Hall, Queens Square  
Attleborough  
Norfolk  
NR17 2AF

18 May 2022

Dear Michelle,

Thank you for allowing us the opportunity to quote for London Road Play Park - Attleborough. Please find enclosed the following information within our Quote Proposal:

- Proludic Timeline, Your Project Team & Aftersales Information
- Inclusivity
- CAD Drawing & Presentation of our proposed design
- Fully Itemised Quotation
- Equipment Play Values & Datasheets
- Case Studies & References
- Guarantees & Certification
- Terms & Conditions

Our aim at Proludic is to capture the imagination of every visitor to our play areas through inventive designs, creative ideas on inclusive play and stimulating products. We design our play areas to incorporate all these aspects whilst ensuring we achieve compliance with the relevant legislations.

We offer a full service including advice, design, contract management and a dedicated after sales service which is unmatched in this industry. We pride ourselves on our offering of complete solution from start to finish of your project.

We will contact you within two weeks to see how we can help further with your project. However if you have any queries regarding this quote or any part of our service in the meantime please do not hesitate to contact me on 07881 917 018.

Yours sincerely

Kiran Chouhan  
Area Sales Manager  
Proludic Ltd





## London Road Play Park Attleborough



Attleborough Town Council  
Historic market town in the heart of Norfolk



*Proludic  
Proposal*





*"Proludic design exciting, innovative and fun play areas for children."*

*Through our passion and commitment we will offer customers and suppliers an exceptional service.*

*We aim to create environments that will make a difference to the wellbeing of communities."*

*- Proludic Mission Statement*

Proludic Established in 1988

Ixo created in 1998

Creators of dynamic equipment in 2004

Million Pound multi site for London Borough of Bexley in 2006

20th anniversary in 2008

2014 - Installation no. 60,000

2016 - Moved to the Play Hub

2016 - Installation no. 80,000

2018 - 30th Anniversary of Proludic

2020 - Installation no. 100,000

2021 - Ka'Yop Range created



1st Destination Park in the UK - Lancashire installed in 2007

Grafc Games launched in 2010



**Proludic - Committed to being your perfect partner**

## Your project team



Rob Baker  
Managing Director

Play Industry Start  
Date: 1991



Adam Dickerson  
Commercial  
Director

Play Industry  
Start Date: 2004



Kiran Chouhan  
Area Manager

Play Industry  
Start Date: 2014



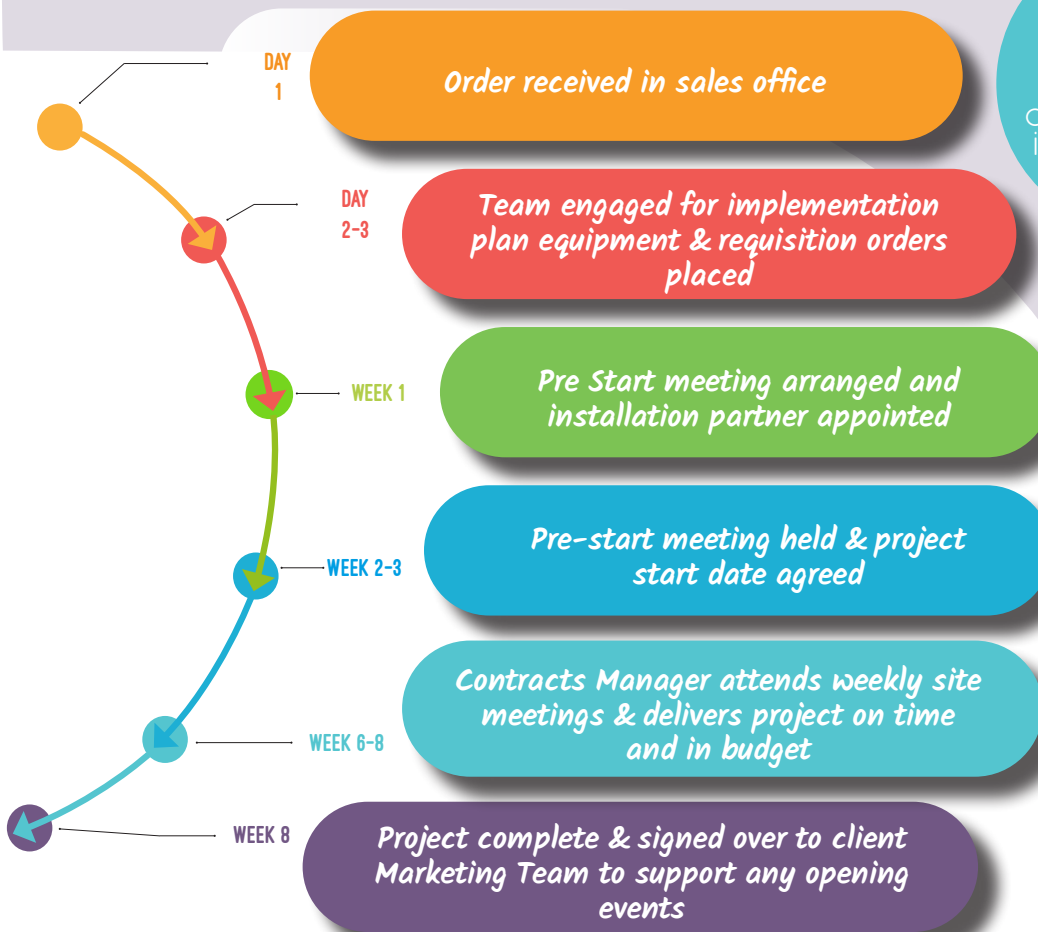
Jon-Philip  
Seymour  
Landscape  
Architect  
Play Industry  
Start Date: 2013



Kathryn Allison  
Sales Coordinator

Play Industry  
Start Date: 2006

## A typical work flow cycle



Locally based area sales managers, contractors & install teams

On site within 8 weeks on 92% of design & build projects

100+ years of industrial related experience



**Proludic - Committed to being your perfect partner**



## Your Aftersales/Service Team



Helen Marsh  
Contracts &  
Aftersales Manager



Russell Dyer  
Contracts Manager



Michelle Jones  
Contracts &  
Aftersales Consultant



01159 823980  
[aftersales@proludic.co.uk](mailto:aftersales@proludic.co.uk)

### Measurable KPI's



Logging all calls  
within 24 hours  
and closing 85%  
of cases within 10  
working days

90% of product  
issues responded  
to within 3 working  
days

"I recently experienced  
some exceptional aftercare by  
the Aftersales and Maintenance  
Department at Proludic. They were  
very helpful and professional in  
delivering some maintenance on  
a number of our popular pieces of  
play equipment"

Mark Pickup - Parks Development  
Officer  
Hyndburn Borough Council



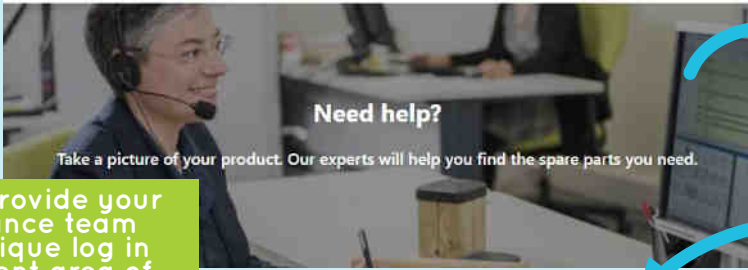
**Proludic - Committed to being your perfect partner**

## Aftersales Service

We provide one of the most efficient aftersales services in the industry thanks to our team that can be reached by telephone and email. Our team are supported by the most comprehensive aftersales service website available in the industry.

All our clients are provided with contact details for their dedicated Customer Service Advisor who will be happy to assist with any issues further to us leaving site. Michelle can be contacted on 0115 9823980 or email: [aftersales@proludic.co.uk](mailto:aftersales@proludic.co.uk)





**Need help?**

Take a picture of your product. Our experts will help you find the spare parts you need.

**After-sales service**

**I need help**

Take a picture of your product. Our experts will help you find the spare parts you need.

**General view of the equipment or identification plate**

1. Select a photo of your product  
(Images must be in JPG or PNG format)

Select your file  
(Maximum upload size: 1MB)

2. Write a short description \*

Please provide us with any information to help identify the product that has a problem (year of purchase, product reference etc.)

**Detail view of the part**

1. Select a photo of your product  
(Images must be in JPG or PNG format)

Select your file  
(Maximum upload size: 5MB)

2. Write a short description \*

Please detail the problem encountered

Notes

We will provide your maintenance team with a unique log in to the client area of our website; where you are able to report maintenance issues using the 'new' aftersales service that allows instant image uploads directly from site, along with a short description, enabling our team to identify replacement parts required.

Proludic has the quickest and most challenging KPI's for spare parts in the UK and has a pledge that even discontinued products will have spare parts carried for a minimum of 10 years. This will help the lifetime management of the site and is a huge benefit. We offer a 2 year warranty on all parts.

### Availability of spares

We offer an extensive stock of spare parts within the UK. Our tiered system of availability of spare parts ensures that your maintenance needs are met. All of our fixings within our designs are common parts used throughout our ranges and are available from stock.

- List A (common spares 24 hours - 3 working days availability)
- List B (popular spares) 5-10 working days availability
- Non-List A/B availability on request

*Proludic - Committed to being your perfect partner*



## Inclusivity

Our equipment and our designs have always been intended to create positive interaction between each play element and child, but also between the child and his or her environment. It is essential to provide a community space that meets the needs of all - addressing age, gender and ability. We want to help children to develop at their own pace and within their capabilities. Inclusion benefits everyone, both children with and without disabilities.

### External Partners

Proludic are affiliated with Nova CHILD (innovation network for children), a network focusing on innovation to promote well being for children and Autistic UK (an organisation run by autistic people for autistic people). We have committed to working with its experts (researchers, health professionals, universal design specialists, associations for children with disabilities). Together we have identified the specific features and needs of less able children in play areas and measures that can be taken to compensate for differences and ensure accessibility for all. This dialogue helps deepen our knowledge so that we can offer even more effective solutions in our design of inclusive play areas.



Our product range is extensive, and we have a wide variety of play equipment that has been designed with inclusivity in mind - meaning we don't exclude children from play through specialist equipment but include by designing items that children of all abilities can play on.

A good knowledge of children's impairments is essential to ensure play area designs deliver independent play. The benefits gained through a sense of freedom, socialisation, improved motor capacities and pleasure cannot be under estimated.

The six senses of inclusion are key in our design process. We have ensured that within our design for London Road Play Area we have addressed the six senses as far as possible.




Scan QR Code  
for video



## Providing unique play experiences

We are leading the market with our new inclusive play items. Please click on the QR codes to see videos of two new 2021 products (photo of items installed) that no other company currently have in their portfolio. These are true examples of inclusivity, not exclusivity. They can be enjoyed by all children of all abilities.

The product design team at our Head Office engaged with a charity organisation called 'La Petite Sirene'. Our new for 2021 inclusive seesaw was developed with the assistance of a little girl called Clemence who is confined to a wheelchair, and assisted us throughout the process including the testing phase.



Scan QR Code  
for video



## Ripple Retreat



## Clapham Common



<https://proludic.link/Clapham>

PIPA Gold  
Accredited  
Site



## Maintenance

For children, the pleasure of playing is all the greater if the equipment that is provided for their use is in good condition and checked regularly. This means that they can make the most of the facilities. The durability and safety of a playground depends to a great extent on the servicing and maintenance work carried out, together with the fact that the products have been designed in accordance with quality principles, as is the case with all PROLUDIC products.

### Safety Standards

Since the European safety standards were issued in 1998, the obligation met by the operating entity and the equipment supplier have been clearly defined in the form of the normative texts EN 1176-1 and EN 1176-7. The latter determines various checks to be made at specific intervals. These intervals are given for information purposes only; they must be adapted to suit the frequency of use and the site.

### Repairs

During the defects correction period we will respond to your issues within two hours; and we will advise you how we will solve the problem within 24 hours. We will also endeavour to utilise a Proludic Maintenance Engineer to replace the part.

#### Our Promise

90% of requests processed within 24 hours



We have invested heavily in our Customer Management System (Salesforce). Salesforce is a cloud based CRM system allowing the entire team instant access to all relevant information whether in the office, on site or from home if necessary. Salesforce enables us to focus on our relationship with individual clients, colleagues and suppliers. We are able to monitor and update all projects live together, ensuring that each piece of Proludic equipment has a full life-cycle history. As part of our monitoring of all Proludic equipment we are able to raise cases within Salesforce to log a warranty/guarantee issue.

salesforce

*Proludic - Committed to being your perfect partner*



Designer of play and sports areas

## Proludic - Your perfect partner



### 25 YEARS

For any structural failure of panels, steel posts & stainless steel tubes



### 10 YEARS

For any structural failure of non-moving plastic & metal components & timber posts



### 5 YEARS

For any structural failure of springs, rope, hinges & plastic components



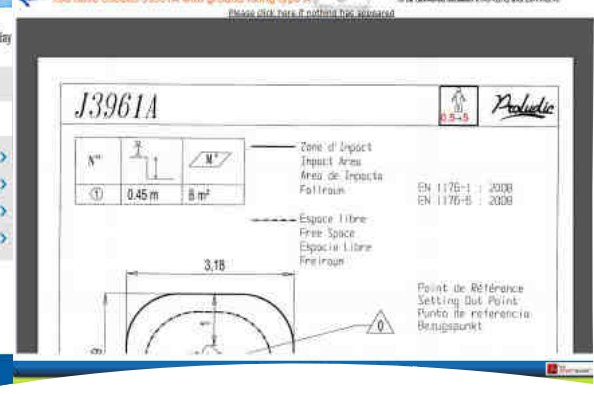
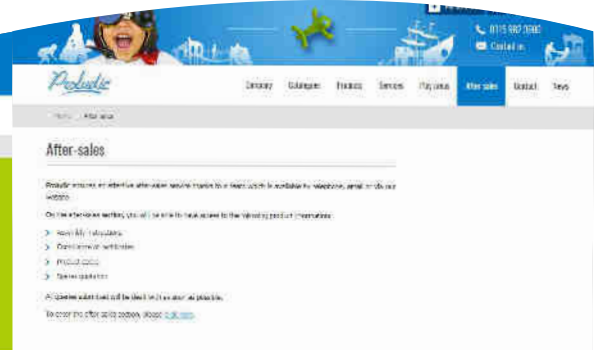
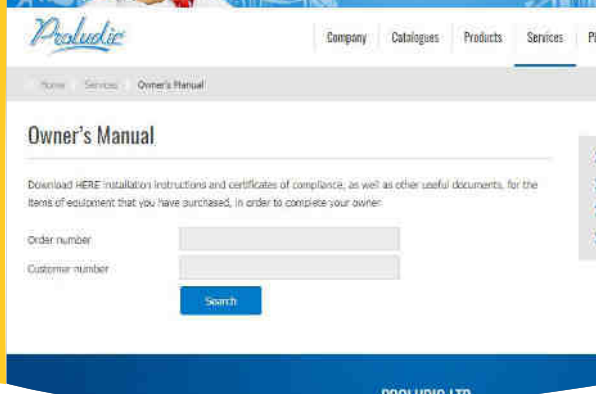
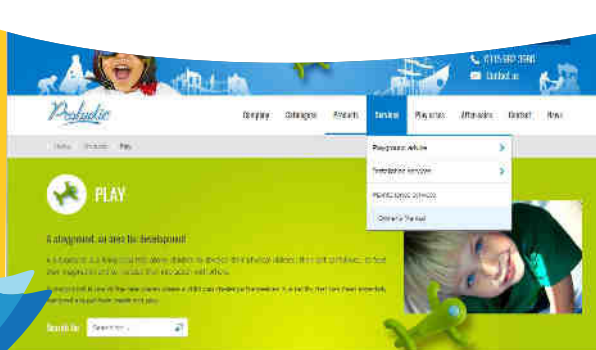
### 2 YEARS

For any defect or manufacturing fault on component parts

*For full details please contact a member of the proludic team*

## Our Website

User friendly and easy to identify any parts of products




*Proludic - Committed to being your perfect partner*



## Delivering Excellence

Proludic have been awarded several prestigious awards in the last 4 years which is testament to the innovation and quality of our products and projects

### Awards



### Accreditations



## Our promise to you

"As active members of the Association of Play Industries (API), Proludic support the implementation of innovative and dynamic play. This must be done using high quality materials, by a skilled workforce and within EN standards to ensure that a safe and durable solution is delivered.

Proludic are an ISO 9001 approved manufacturer but our commitment to excellence extends far beyond this. In a bid to raise the bar to the highest possible level, Proludic also monitors and manages its subcontractor partners on; health and safety, communication and on-time delivery, as well as other key performance indicators to ensure a smooth and successful delivery is experienced from start to finish".

**Rob Baker - Managing Director**

**Working with local contractors to deliver Excellence**



## What sets us apart



*1. Competitive on price but driven by design*



*2. Exceeding our customers needs*



*3. The innovators in our industry*



*4. Consultation & engagement*



*5. Funding direction and support*

*Proludic - Committed to being your perfect partner*



## Delivering Excellence

Equipment Including Installation & Delivery	£68,016.68
Surfacing	£21,481.30
Fencing & Gates	£6,539.84
Groundworks	£4,689.43
Site Set Up and Inspection	£3,400.00
<b>Unique Project Discount</b>	<b>£9,127.25</b>
<b>Final total</b>	<b>£95,000.00</b>

*A play area worth £104,127.25 delivered for £95,000.00*



## Contents

<i>Site Plan &amp; Design</i>	1
<i>Pricing Breakdown</i>	2
<i>Technical Datasheets</i>	3
<i>Case Studies &amp; References</i>	4
<i>Warranties &amp; Test Certificates</i>	5
<i>Terms and Conditions</i>	6



Appendices



## Contents

<i>Site Plan &amp; Design</i>	<i>1</i>
<i>Pricing Breakdown</i>	<i>2</i>
<i>Technical Datasheets</i>	<i>3</i>
<i>Case Studies &amp; References</i>	<i>4</i>
<i>Warranties &amp; Test Certificates</i>	<i>5</i>
<i>Terms and Conditions</i>	<i>6</i>



*Site Plan &  
Design*



## ITEMS LIST

- Toddler Equipment**
- |                               |                 |
|-------------------------------|-----------------|
| 1. Cradle Swing               | Ref:J474A       |
| 2. Wheelchair Roundabout      | Ref:J2409A      |
| 3. Treefrog Springer          | Ref:J985A       |
| 4. Tortoise Springer          | Ref:J870A       |
| 5. Tic Tac Toe Play Panel     | Ref:UKFITICTAC6 |
| 6. 3 in Row Game Play Panel   | Ref:UKFIROW6    |
| 7. Tema Amazon Multiplay Unit | Ref:J2636A-M    |
| 8. Playhouse                  | Ref:J234A       |
| 9. Existing Dome Climber      |                 |

- Junior Equipment**
- |                                   |              |
|-----------------------------------|--------------|
| 10. Kanope Special Multiplay Unit | Ref:Z21-5633 |
| 11. Double Perch (Green Spring)   | Ref:Z19-0825 |
| 12. Mini Rope Hammock Swing       | Ref:J443A    |
| 13. Flat Swing                    | Ref:J472A    |

- Ancillaries**
- |   |             |
|---|-------------|
| 14. 44Lm of 1m High Bowtop Fencing Galvanised Yellow        | Ref:UKN1000 |
| 15. 1m High Hydraulic Self Closing Gate Powdercoated Yellow | Ref:UKN1101 |
| 16. 1m High Combination Gate Powdercoated Yellow            | Ref:UKN1113 |
| 17. Existing Maintenance Gate                               |             |
| 18. Existing Pedestrian Gate                                |             |

**Safety Surfacing**  
Area to be surfaced with 167m² of Flecked Wetpour with graphics as shown at depths of:

167m² @ <1.2m

Colour breakdown:  
124.5m² @ Black/ Dark Green 50/50 Fleck Wetpour  
11m² @ Standard green wetpour  
6.5m² @ Beige wetpour  
25m² @ Standard blue wetpour

To be laid over existing wetpour bases and new stone bases requiring 67m² of Excavation & MOT type 1 stone with 94Lm of chase cut into turf.

Junior Equipment to be surfaced with 162m² of EcoSmart Grassmat

- Removals**
- Cut removal of 2x swings, slide, 2x springers & 43Lm of fencing

- Miscellaneous**
- Preliminaries including site setup, site storage, delivery, unloading of equipment, site welfare, heras fencing & signage and skips.
  - Post Installation Inspection has been included.
  - Supply & Install Drainage to help reduce standing water under Flush Roundabout

- Optional Extras**
- Removal of 3x Existing Benches & 2x Bin.

- |                         |          |
|-------------------------|----------|
| 18. 3x Chaumont Benches | Ref:RBA8 |
| 19. Waste Bin           | Ref:RC01 |

25m² of 35mm thick SUDS-bond surfacing with gold aggregate. Including 43Lm chase into surrounding turf. Requiring 25m² of Excavation and MOT type 1 stone.

*Drainage for underneath the J2409A Roundabout has been included, this is to help prevent flooding but does not ensure that flooding will not occur.*

*Proposed Grassmat Safer surfacing is based on a fully established grass site (including a minimum of 150mm of good quality soil and turf).*

*Proposed Grassmat will follow the natural contours of the land.*

*Preliminaries have been included within your quotation, these equates to site setup, safety fencing, safety signage, welfare, offloading of equipment, storage & waste removal.*

*Fencing will be made up from standard straight lengths and installed faceted. If rounded fencing is required this will incur additional costs.*

### PRODUCT KEY

- |  |                          |  |                  |
|--|--------------------------|--|------------------|
|  | Wetpour                  |  | Permeable Paving |
|  | Grassmat                 |  | New Fencing      |
|  | Existing Wetpour         |  | Existing Fencing |
|  | Existing Concrete Plinth |  |                  |

London Road

Attleborough Town Council

DATE: 16/05/2022 REF: 2205.33732(LondonRoad\_AttleboroughTC)

REV: - DB: JPS CB: TY

SCALE: 1:200 @ A3



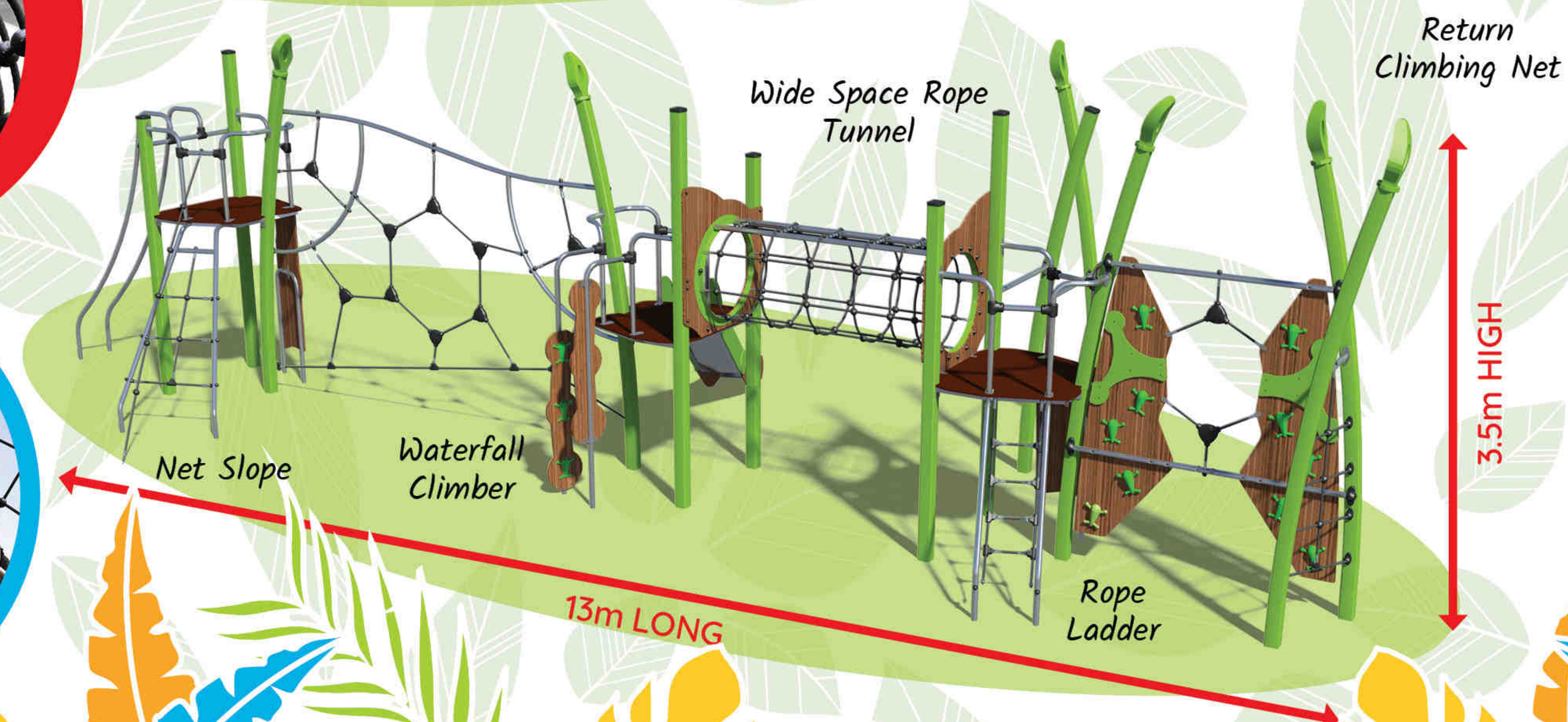


# LONDON ROAD PLAY PARK

Kanopé



We wanted to use our Kanopé range as it has a natural look and is made from durable materials. We designed this unit specifically for this project as we wanted a challenging unit suitable for older children.





## Contents

Site Plan & Design	1
<b>Pricing Breakdown</b>	<b>2</b>
Technical Datasheets	3
Case Studies & References	4
Warranties & Test Certificates	5
Terms and Conditions	6



*Proludic - Committed to being your perfect partner*

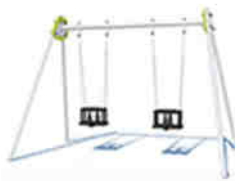









Prepared for: Attleborough Town Council

Our Reference: 2205.33732



Date: 18 May 2022

## Quotation for London Road Play Park - Attleborough

Qty	Code	Product Name	Unit Price	Total Line Price
<b>01. Proludic Play</b>				
1	J474A	Metal Cradle Seat Swing (2.1m high frame)	1,674.41	1,674.41
				
1	PJ474A	Installation of J474A Metal Cradle Seat Swing (2.1m high frame)	455.00	455.00
1	J2409A	Wheelchair Accessible Roundabout	5,538.00	5,538.00
				
1	PJ2409A	Installation of J2409A - Wheelchair Accessible Roundabout - Inc Off Loading	910.00	910.00
1	J985A	Tree Frogs Springer	1,803.92	1,803.92
				
1	PJ985A	Installation of J985A	280.00	280.00

1		J870A	Tortoise Springer	900.72	900.72
1		PJ870A	Installation of J870A Tortoise Springer	140.00	140.00
1		J2636A-M	Tema Amazon Multiplay Unit Metal	7,735.33	7,735.33
1		PJ2636A-M	Installation of J2636A-M	1,353.68	1,353.68
1		J234A	Playhouse	5,919.63	5,919.63
1		PJ234A	Installation of J234A	700.00	700.00
1		Z21-5633	Kanope Special Multiplay Unit with climbing net and tunnel (J5609A SP2101)	21,268.80	21,268.80
1		UKPZ21-5633	Installation of Kanope Special Multiplay Unit with climbing net and tunnel (J5609A SP2101)	4,112.00	4,112.00
1		Z19-0825	Double Perch with green colour spring	2,871.00	2,871.00
1		PJ986A	Installation of z19-0825 - Double Perch	350.00	350.00



1		J443A	Mini Rope Hammock Swing	2,229.99	2,229.99
1		PJ443A	Installation of J443A - Mini Rope Hammock Swing	280.00	280.00
1		J472A	Metal Flat Seat Swing (2.09m high frame)	1,417.69	1,417.69
1		PJ472A	Installation of J472A Metal Flat Seat Swing (2.09m high frame)	455.00	455.00
Total:					£60,395.17

#### 05. Partnership Play Equipment

1		UKFITICTAC 6	Fahr Tic Tac Toe Play Panel (800x595mm) including 2No. posts	727.61	727.61
1		UKPFITICTA C6	Installation of UKFITICTAC6 Fahr Tic Tac Toe Play Panel (800x595mm) including 2No. posts	175.00	175.00



1	UKFIROW6	Fahr 3 in a Row Game Play Panel (800x595mm) including 2No. posts	773.28	773.28
1	UKPFIROW6	Installation of UKFIROW6 Fahr 3 in a Row Game Play Panel (800x595mm) including 2No. posts	175.00	175.00
Total:				£1,850.89

#### 07. Furniture and Fencing

44	UKN1000	Bowtop Fence 1M High Galvanised Per Lm	58.86	2,589.84
44	UKPN1000	Installation of UKN1000 Bowtop Fence 1M High Galvanised Per Lm	28.00	1,232.00
1	UKN1101	1.0m High Hydraulic Self Closing Gate - Yellow	973.50	973.50
1	UKPN1101	Installation of UKN1101 1.0m High Hydraulic Self Closing Gate	210.00	210.00
1	UKN1104	1.0m High Combination Gate - Yellow	1,282.50	1,282.50
1	UKPN1104	Installation of UKN1104 1.0m High Combination Gate	252.00	252.00
Total:				£6,539.84

#### 09. Safer Surfacing

1	UKWETPOUR	167m2 of Flecked Wetpour with graphics at 40mm depths (See CAD for details)	16,459.30	16,459.30
162	UKS1016	EcoSmart Grass mat (per m <sup>2</sup> )	31.00	5,022.00
Total:				£21,481.30



#### 10. Groundwork and Landscaping

1	UKDRAINAGE	Supply & Install Drainage to help reduce standing water under Flush Roundabout	325.00	325.00
67	UKPB1700	Supply & Lay MOT Type 1 Stone 100mm Deep per m <sup>2</sup>	18.20	1,219.40
67	UKPB1300	Excavation into GRASS up to 200mm deep (spoil off site)	18.20	1,219.40
1	UKREM	Cut removal of 2x swings, slide, 2x springers & 43Lm of fencing	1,925.63	1,925.63
Total:				£4,689.43

#### 11. Miscellaneous Items

1	UKA1006	Prelims	2,950.00	2,950.00
Total:				£2,950.00

#### 12. Services

1	UKA1100	Post Installation Inspection	450.00	450.00
Total:				£450.00

Delivery Charge: £5,770.62

Discount: £9,127.25

Total Quote Amount: £95,000.00

### Optional Extras

Qty	Code	Product Name	Unit Price	Total Line Price
3	PRBA8	Installation of RBA8 bench	175.00	525.00
3	RBA8	Chaumont Bench	622.44	1,867.33
1	RC01	Waste Bin	189.66	189.66
1	PRC01	Installation of Waste Bin - RC01	140.00	140.00
1	UKPERMPAVI NG	Supply & lay 25m2 of permeable paving	3,298.10	3,298.10
25	UKPB1300	Excavation into GRASS up to 200mm deep (spoil off site)	18.20	455.00
25	UKPB1700	Supply & Lay MOT Type 1 Stone 100mm Deep per m <sup>2</sup>	18.20	455.00
1	UKREM	Removal of 3x benches & 2x bins	520.00	520.00
Total:				£7,450.09

Drainage for underneath the J2409A Roundabout has been included, this is to help prevent flooding but does not ensure that flooding will not occur.

Proposed Grassmat Safer surfacing is based on a fully established grass site (including a minimum of 150mm of good quality soil and turf).

Proposed Grassmat will follow the natural contours of the land.

Preliminaries have been included within your quotation, these equate to site setup, site storage, unloading of equipment, site welfare, heras fencing & signage and skips (this can also include supervision where necessary).



Fencing will be made up from standard straight lengths and installed faceted. If rounded fencing is required this will incur additional costs.

This quote is valid until 17/06/2022  
Please note all prices quoted are excluding VAT

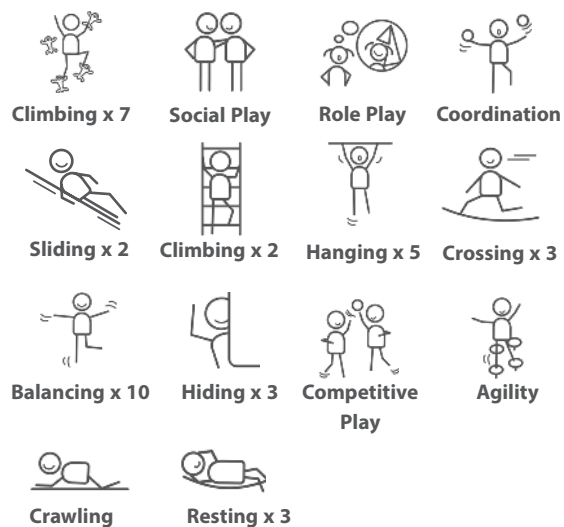


## Contents

Site Plan & Design	1
Pricing Breakdown	2
<b>Technical Datasheets</b>	<b>3</b>
Case Studies & References	4
Warranties & Test Certificates	5
Terms and Conditions	6

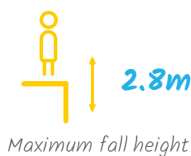


**Play Value**



**Ages:** 3+  
**Users:** 40

**Play Values:** 41  
**Play Elements:** 16



## Description

Our Kanope range has a more modern look and is suitable for a wider age range. The product is more modular giving our customers more choice. The Kanope range was inspired by nature and has a contemporary forest design, using elements in shade of the forest.

This configuration of the Kanope is perfect for older children, with a focus on climbing, agility and sliding. It is a challenging unit that has a lot of play value to offer juniors and teens. The colours are natural and blend harmoniously within the existing environment.

This unit has:

- Butterfly Climbing Wall
- Climbing Walls x 2
- Gymnastic Bars
- 1.4m Slide
- 1.8m Speed Slide
- Spider Web Traversing Net
- Net Slope
- Waterfall Climber
- Wide Space Rope Tunnel
- Rope Ladder
- Climbing Net

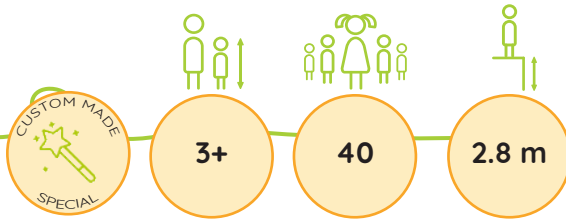


# Data Sheet

## Kanope

Z21-5633

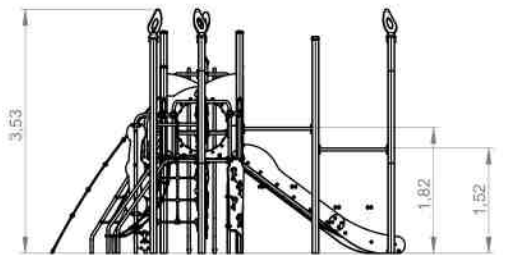
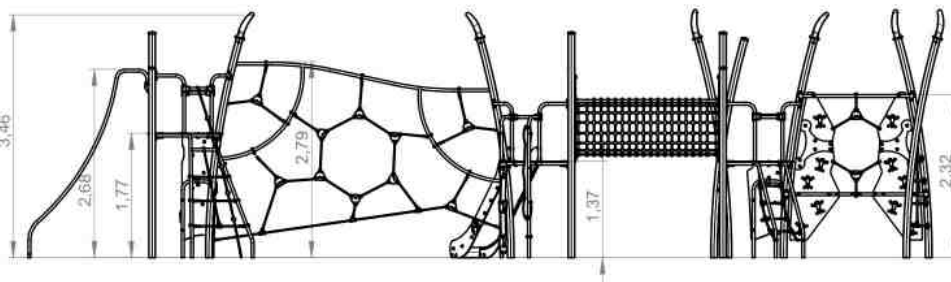
Proludic®



1 = 13 m  
2 = 5.5 m  
3 = 3.5 m



Motor disabilities  
Sensorial disabilities  
Learning disabilities

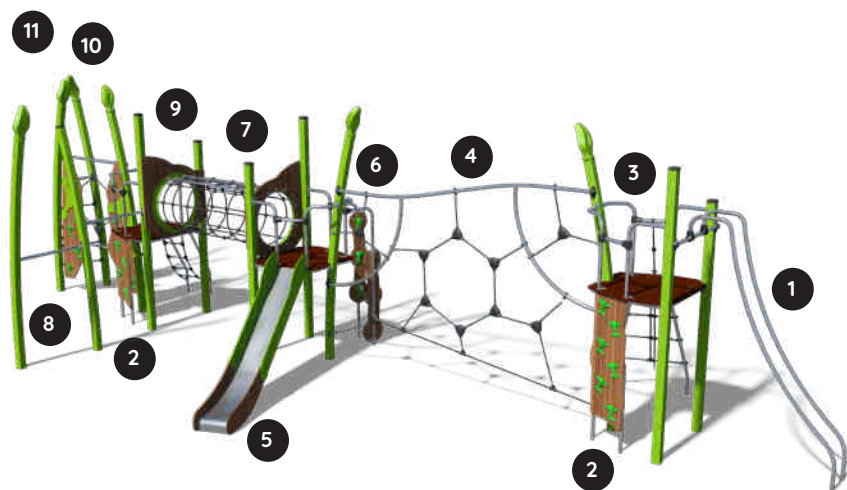


Play values : 41

scaling	meeting	role play	coordination	sliding	climbing	crossing	agility	hiding	competition	hanging	balancing	crawling	resting
x7				x2	x2	x3		x3		x5	x10		x3



## Components

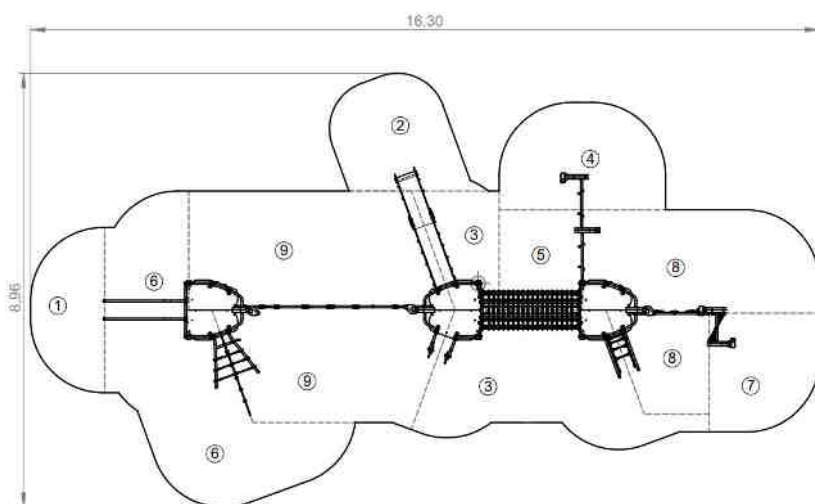


- 1 Speed Slide
- 2 Climbing Wall
- 3 Incline Net
- 4 Spider Web Traversing Net
- 5 Slide
- 6 Waterfall Climber
- 7 Wide Gap Crawl Tunnel
- 8 x2 Gymnastic Bars
- 9 Rope Ladder
- 10 Butterfly Climbing Wall
- 11 Return Climbing Net

## Installation of equipment

Impact area =

—— Impact area  
- - - - Free space



3

40 h

0.75 m³

91 m²

EN

1176

## Play Value



**Ages:** 2+  
**Users:** 12

**Play Values:** 9  
**Play Elements:** 5



## Description

Our themed Tema Amazon range will allow children to explore the leafy undergrowth of a jungle environment. Any number of stories can be created around this theme. What will you discover? Each of the structures are equipped with numerous play elements, designed to test **motor** and **fine motor skills** and **stimulate their imagination**.

Multiplay structures are designed to get children moving without them realising it. Their urge to play incites them to climb, hang, slide etc. Children use and develop their skills and their body's resources to sequence activities. Multiplay units also generate interactions between children that are just as important as physical aspects.

This unit has:-

- Platform
- Slope
- Toboggan slide 1.17m
- Stairs - height 1.17m
- Flexible bridge





2+



12



1,17m



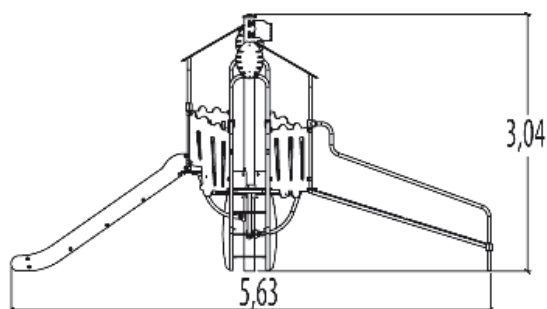
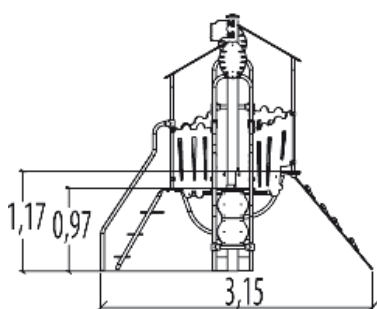
1 = 5,66m

2 = 3,13m

3 = 3,02m



Motor inclusion  
Sensory inclusion  
Mental inclusion



Play value :

6

climbing



x1

role play



x1

sliding



x1

meeting



x1

climbing



x1

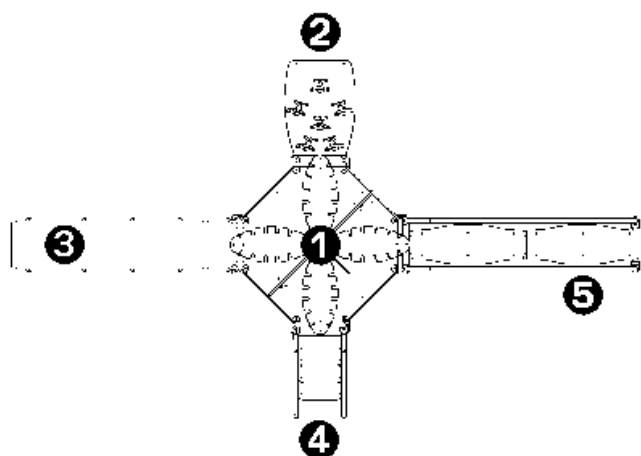
getting across



x1



## Components

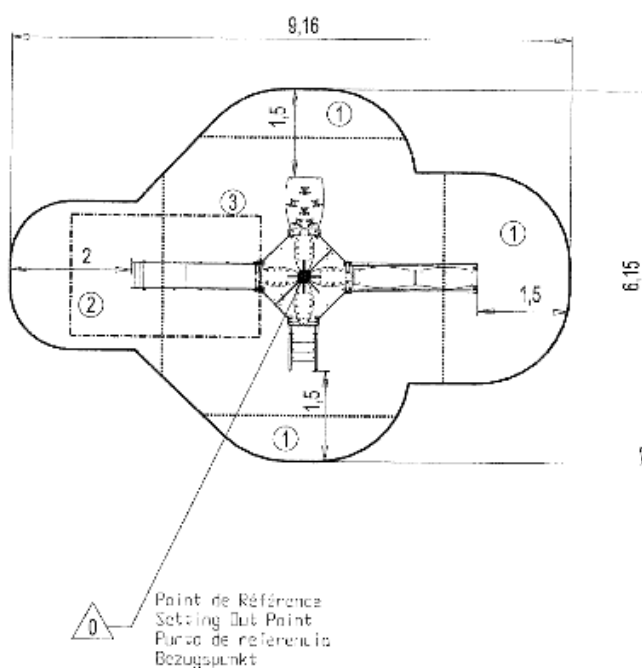


- ① Plate-forme Amazonia
- ② Slope
- ③ Toboggan H : 1,17 m
- ④ Stairs HT: 1.17m
- ⑤ Flexible bridge

## Installation of equipment

Impact area =

- Impact area
- Free space



1	0,60m	10,5m <sup>2</sup>
2	1,00m	6m <sup>2</sup>
3	1,17m	20,5m <sup>2</sup>



2

11h30

0.4m<sup>3</sup>

37m<sup>2</sup>

289kg

28kg

EN  
1176

## Mini Rope Seat Swing J443A

### Play Value



Swinging



Social Play



Role Play



Balancing



Coordination



Resting



Inclusive

Ages: 2+

Users: 5

Play Values: 6

Play Elements: 1



0.94m

Maximum fall height

### Description

The mini rope Swing encourages group play and social interaction. Children can work together to swing as high as possible, make new friends and see how many of them can fit in the basket at once.

Swings combine **motor coordination** and **sensory stimulation** and develop the **sensation of feeling the body move in space**.

The basket is 2.71m wide x 1.22m deep allowing a parent or carer to swing alongside a child.

#### Inclusive Elements



The swinging motion has a calming influence for children with learning difficulties.



Swinging has a positive effect on the inner ear of children with hearing impairments.



The basket seat allows either a seated or lying position. It offers a large supportive surface for children with less developed muscle tone. It offers open space and height suitable for easy wheelchair transfer.



Retention in position is essential to reassure children with visual or postural impairments and prevent any risk of being thrown out of the equipment. The seat is a secure design to ensure the back is in the correct position providing body stability during play.





2+



5



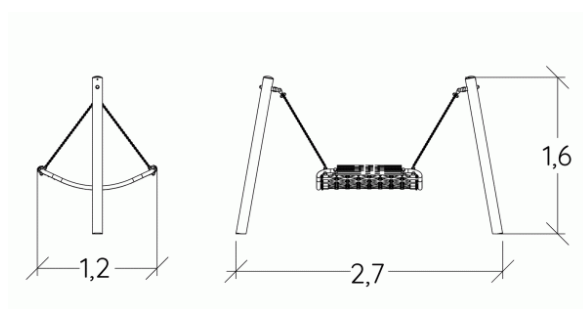
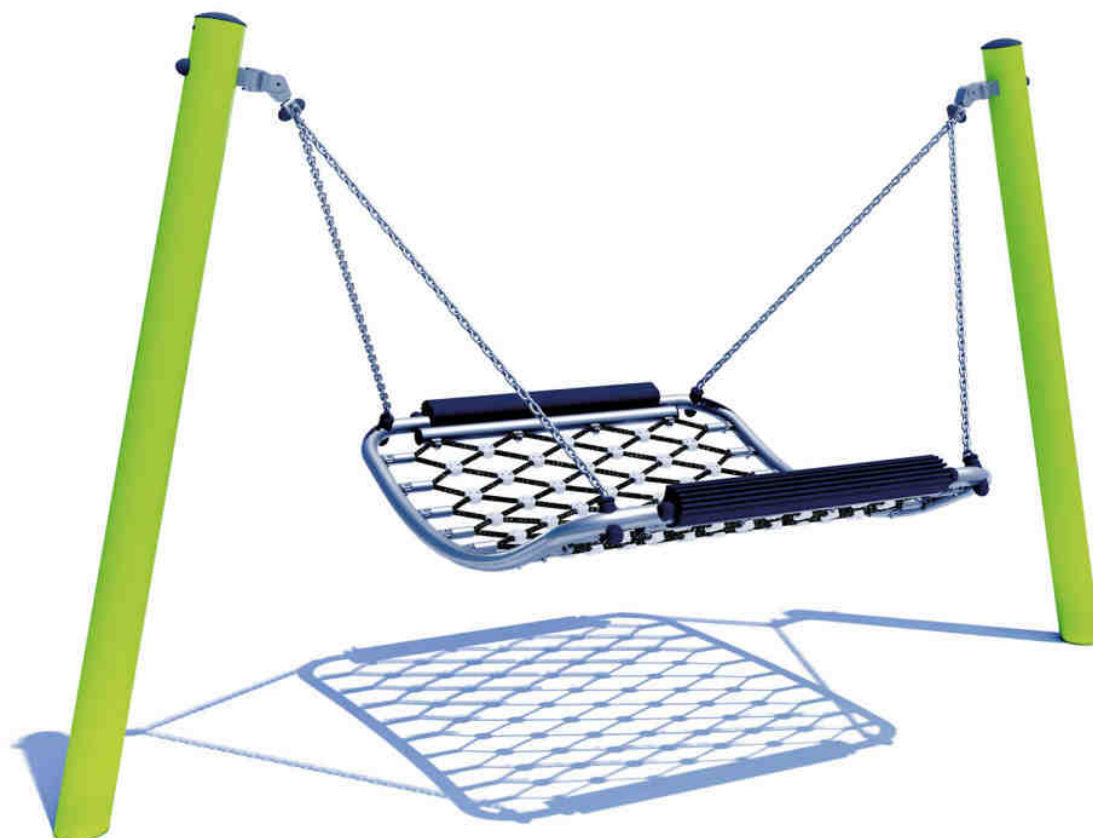
0,94m



1 = 2,71m  
2 = 1,22m  
3 = 1,6m



Motor inclusion  
Sensory inclusion  
Mental inclusion



Play value : 3

meeting



x1

resting



x1

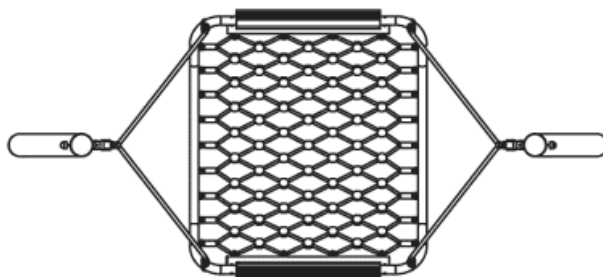
swinging



x1



## Components



## Installation of equipment

Impact area =

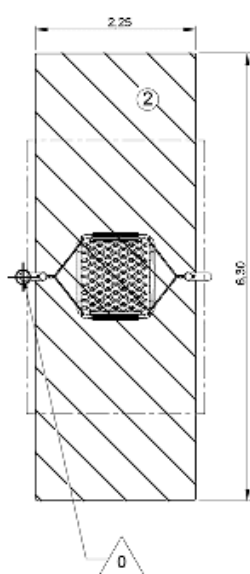
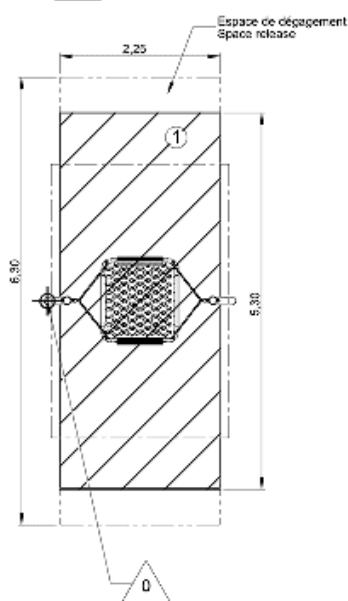
— Impact area  
- - - Free space



Zone d'Impact Sol souple  
Impact Area Watpauw  
Area de Impacto  
Fallraum bei synthetischem Fallschutz



Zone d'Impact Sol fluide  
Impact Area Loose particle material  
Arénero  
Fallraum bei losem Bodenmaterial



1	0,94m	12m <sup>2</sup>
---	-------	------------------



2

01h00

0.4m<sup>3</sup>

12m<sup>2</sup>

65kg

29kg

EN  
1176

## Play Value



Resting  
x2



Social Play  
x2



Role Play  
x2



Shelter  
x2



Hiding



Handling  
x3



Crawling  
x2



Crossing  
x3



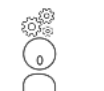
Balancing



Tactile



Climbing




Problem Solving  
x2



Visual  
Stimulation



Inclusive



**Ages:** 1+

**Users:** 18

**Play Values:** 23

**Play Elements:** 7



Maximum fall height

## Description

Play Houses provide a wonderful place for young children to play or chat. Their shape, style and cleverly designed accessories take young children into an imaginary world where they can play shop keepers, teachers and chefs. Outside or inside, on top or underneath they can climb, take shelter, play alone or in a group. With a play house there are numerous possible play situations.

Designed with wide entrances, supportive elements and sufficient room inside for freedom of movement, this play house offers accessibility to all children.

### Inclusive Elements



The play house is a place of refuge for children with autism, allowing them to be alone and observe with composure.



Play activities with tactile elements and shape recognition provides visual recognition.



The design of the play elements inside and outside encourages use by children in a wheelchair.





1+



18



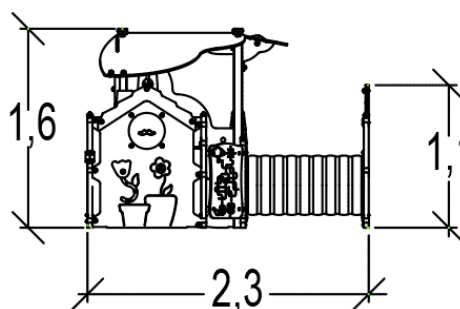
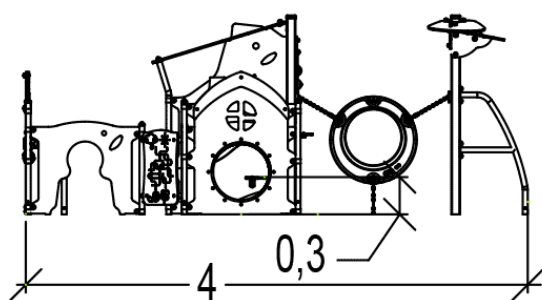

0,6m



1 = 4,04m  
2 = 2,28m  
3 = 1,6m



Motor inclusion  
Sensory inclusion  
Mental inclusion



Play value : **23**

role play



x2

meeting



x2

resting



x2

handling



x3

crawling



x2

hiding



x1

balancing



x1

taking shelter



x2

thinking



x2

tactile stimulation



x1

visual stimulation



x1

climbing



x1

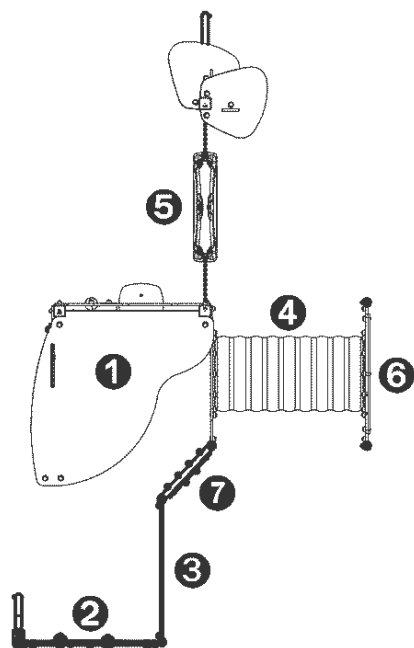
getting across



x3



## Components

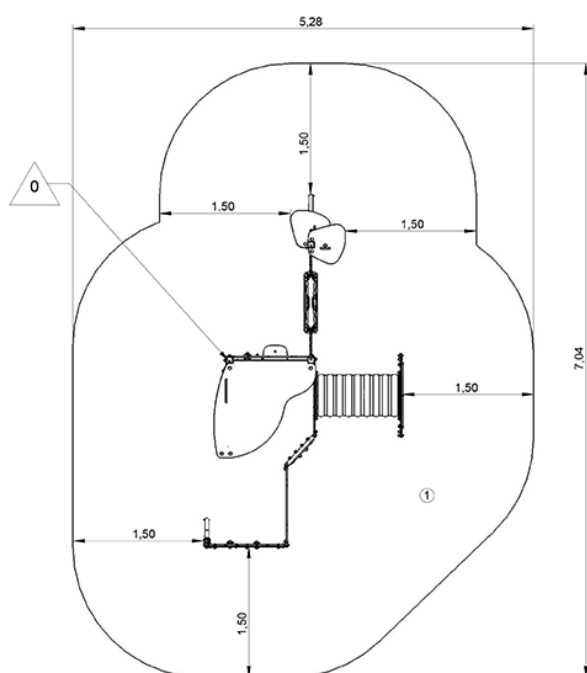


- ❶ Corner Diabolo
- ❷ Panneau Silhouette
- ❸ Panneau Météo
- ❹ Tunnel Maissonnette
- ❺ Bouée
- ❻ Panneau Haut Maissonnette
- ❼ Labyrinthe Kanopé

## Installation of equipment

Impact area =

— Impact area  
- - - Free space



1	0,6m	29,5m <sup>2</sup>
---	------	--------------------



2

06h00

0.4m<sup>3</sup>

29.5m<sup>2</sup>

212kg

16kg

EN  
1176

## Flat Seat Swings J472A

### Play Value



Swinging x2



Social Play



Role Play



Coordination



Balancing



Ages: 3+  
Users: 2

Play Values: 6  
Play Elements: 2



Maximum fall height



Inclusive

## Description

Generations of children have enjoyed swings and although their colours have become brighter, their materials more robust, the principle has remained the same.

Swings provide the most popular sensations. Swinging combines motor coordination and sensory stimulation and develops the sensation of feeling the body move in space.

### Inclusive Elements

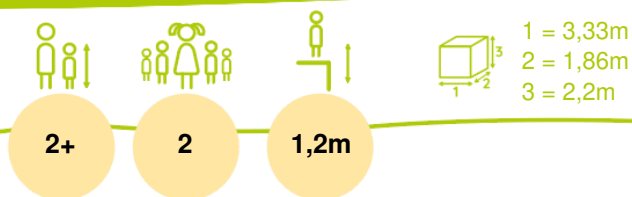


The swinging motion has a calming influence for children with learning difficulties.

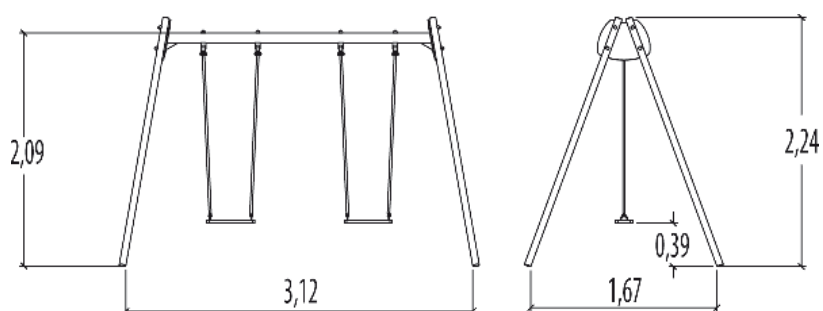
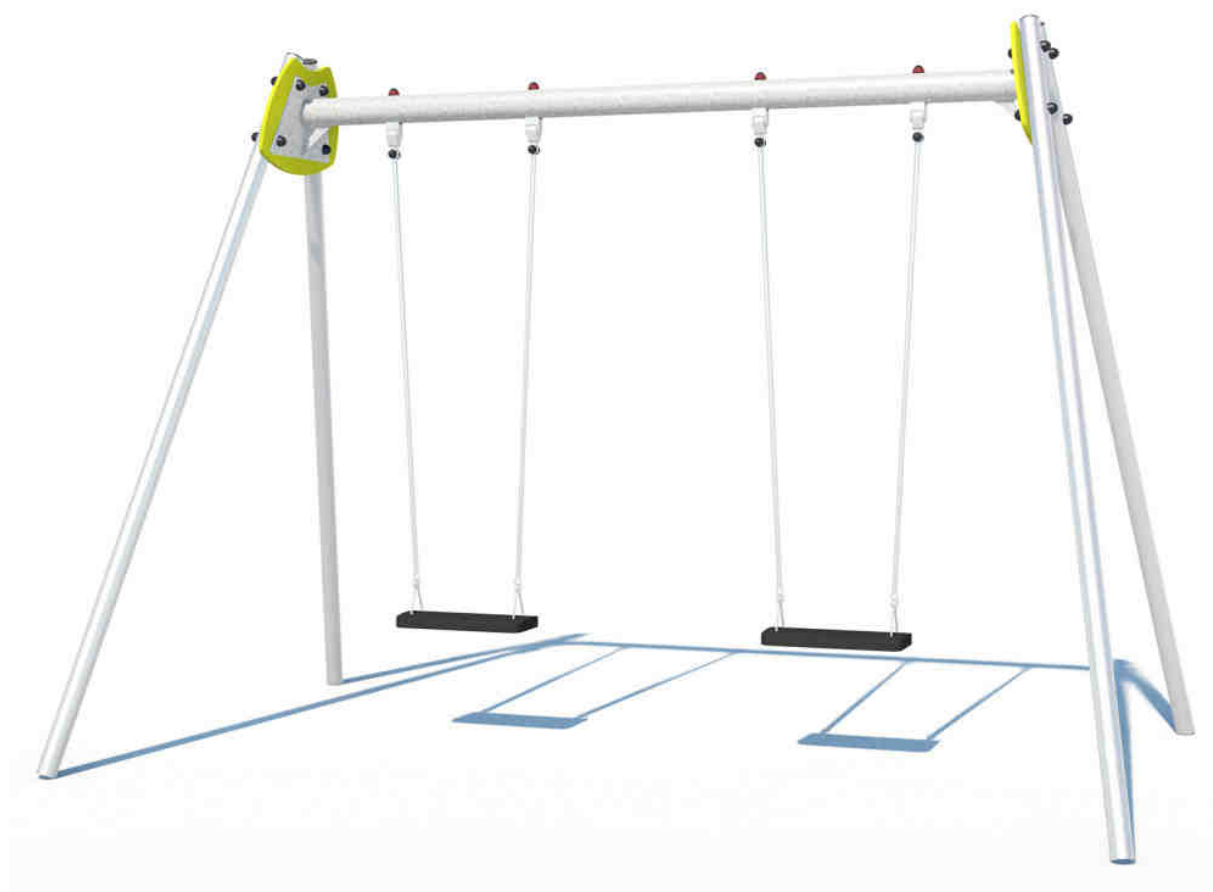


Swinging has a positive effect on the inner ear of children with hearing impairments.





Motor inclusion  
Sensory inclusion  
Mental inclusion



Play value : 2

meeting



x1

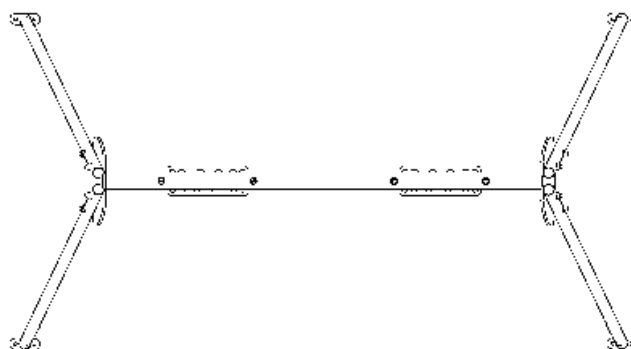
swinging



x1



## Components



## Installation of equipment

Impact area =

Impact area  
 Free space



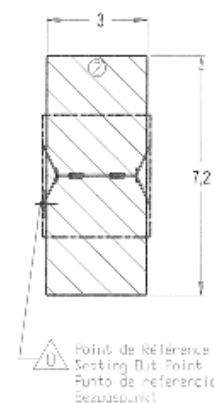
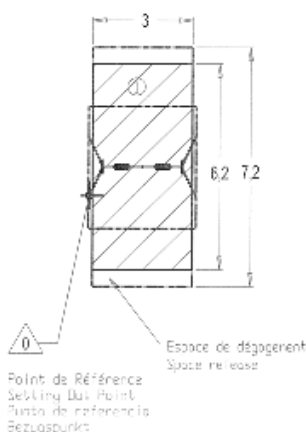
Zone d'Impact Sol souple  
Impact Area Wet sand  
Área de Impacto  
Falltraum bei synthetischen Fallschulz



Zone d'Impact Sol fluant  
Impact Area Loose particle material  
Anstreich  
Falltraum bei losen Bodenelementen



1	1,20m	19m <sup>2</sup>
2	1,20m	22m <sup>2</sup>



2

01h50

0.11m<sup>3</sup>

19m<sup>2</sup>

96kg

30kg

EN  
1176

## Cradle Seat Swings J474A

### Play Value



Swinging x2



Social Play



Role Play



Coordination



Balancing



Resting



Ages: 1+

Users: 2

Play Values: 7

Play Elements: 2



Maximum fall height



Inclusive

### Description

Generations of children have enjoyed swings and although their colours have become brighter, their materials more robust, the principle has remained the same.

Swings provide the most popular sensations. Swinging combines motor coordination and sensory stimulation and develops the sensation of feeling the body move in space.

#### Inclusive Elements



The swinging motion has a calming influence for children with learning difficulties.



Swinging has a positive effect on the inner ear of children with hearing impairments.





1-3



2



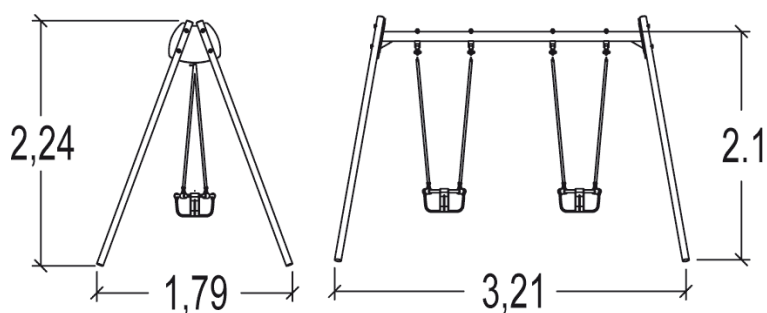

1,2m



1 = 3,21m  
2 = 1,79m  
3 = 2,24m



Motor inclusion  
Sensory inclusion  
Mental inclusion



Play value : **3**

meeting



x1

resting



x1

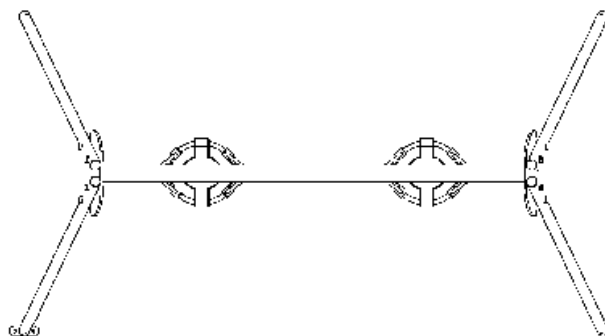
swinging



x1



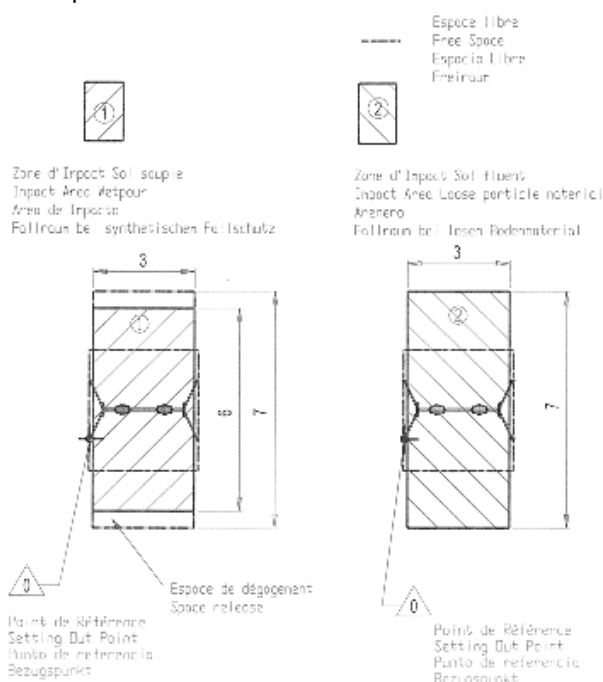
## Components



## Installation of equipment

**Impact area =**

**————** Impact area  
**- - - -** Free space



1	1,2m	18m <sup>2</sup>
2	1,2m	21m <sup>2</sup>



2

01h30


0.11m<sup>3</sup>

18m<sup>2</sup>

102kg

30kg

**EN**  
**1176**



## Play Value



Rocking



Social Play



Role Play



Coordination



Balancing

**Ages:** 2+

**Users:** 1

**Play Values:** 5

**Play Elements:** 1



Maximum fall height



Inclusive

## Description

Spring mounted equipment develops motor skills, coordination, sense of balance and provides fun swinging movements.

The Tortoise Springer will challenge younger children to rock themselves. With side panels, handles and footrests, springers are accessible by children with motor impairments and enable the body to be held in position during the play activity, even if they quicken the pace. This collective play experience allows several children to experience the same movements together.

### Inclusive Elements



The oscillating movement of the springer has a calming effect for autistic children.



The rocking motion has a positive effect on the inner ear of children with hearing impairments.



The open area at the back of the seat enables easier transfer from a wheelchair



2+



1



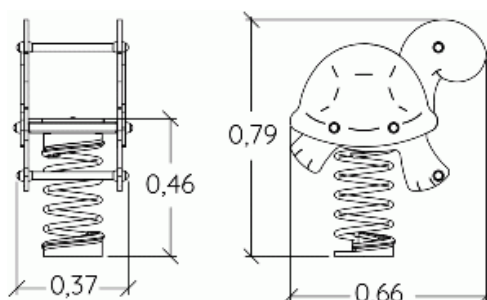

0,6m



1 = 0,66m  
2 = 0,4m  
3 = 0,79m



Motor inclusion  
Sensory inclusion  
Mental inclusion



Play value : **3**

role play



x1

swinging



x1

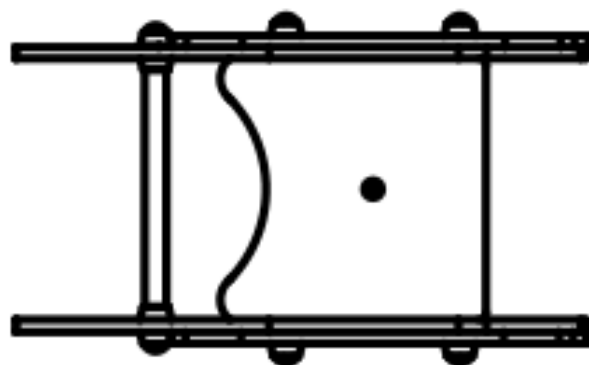
balancing



x1



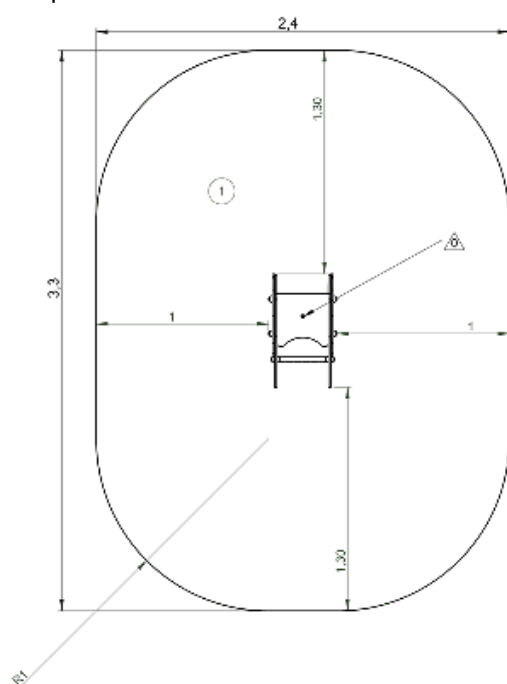
## Components



## Installation of equipment

Impact area =

— Impact area  
- - - Free space



1	0,6m	7m <sup>2</sup>
---	------	-----------------



1

01h00

0m<sup>3</sup>

7m<sup>2</sup>

31kg

11kg

EN

1176

## Play Value



Rocking



Social Play



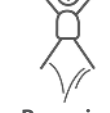
Role Play




Coordination



Balancing



Bouncing




**Ages:** 2+

**Users:** 4

**Play Values:** 6

**Play Elements:** 1



Maximum fall height



Inclusive

## Description

The Tree Frogs Springer will challenge younger children to rock themselves, they may start off with parents and other children helping them and supporting them and as their skills develop they will be able to support themselves and rock themselves to various degrees.

Spring mounted equipment develops motor skills, coordination and sense of balance and provides fun swinging movements.

### Inclusive Elements



The oscillating movement of the springer has a calming effect for autistic children and this unit encourages them to interact with other children.



The rocking motion has positive effects on the inner ear of children with hearing impairments.





2+



4



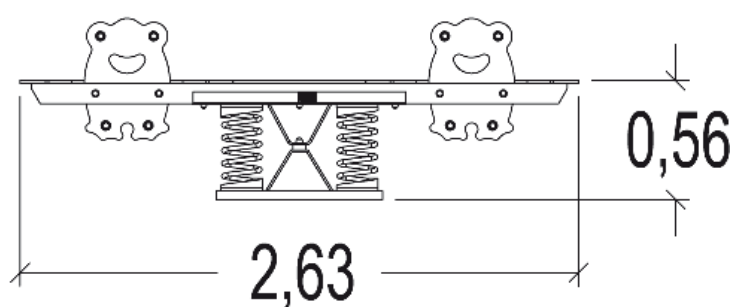
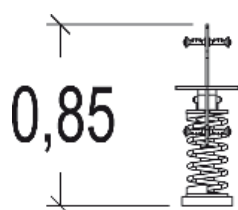
0,75m



1 = 2,63m  
2 = 0,3m  
3 = 0,85m



Motor inclusion  
Sensory inclusion  
Mental inclusion



Play value :

4

role play



x1

meeting



x1

swinging



x1

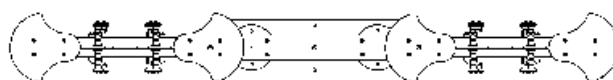
balancing



x1



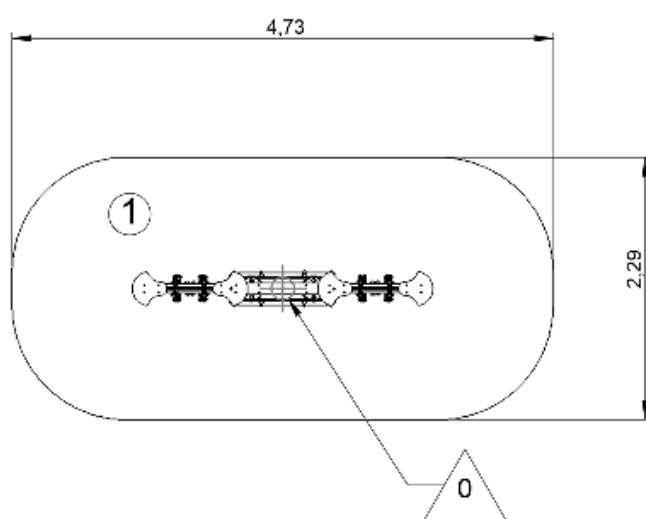
## Components



## Installation of equipment

Impact area =

— Impact area  
- - - Free space



1	0,75m	10m <sup>2</sup>
---	-------	------------------



2

00h45

0m<sup>3</sup>

10m<sup>2</sup>

86kg

65kg

EN  
1176

## Wheelchair Accessible Roundabout -J2409A

### Play Value



Spinning



Social Play



Role Play



Balancing




Ages: All ages

Users: 6

Play Values: 4

Play Elements: 1



Maximum fall height



Inclusive

### Description

A high quality durable and fun item which can be enjoyed by both wheelchair users and those without the need for assistance to play together. It has plenty of support, railings and seating and wheelchair space and is a great way for children of all abilities to enjoy a classic piece of play together.

#### Inclusive Elements



The **rotation movement** has **positive effects** on the **inner ear** of children with **hearing impairments**.



The low platform enables access by children in wheelchairs.



Roundabouts can help autistic children increase their vestibular stimulation, they can also increase the development of kinaesthetic awareness and can help them develop strength, coordination and balance. The movement can also be therapeutic.

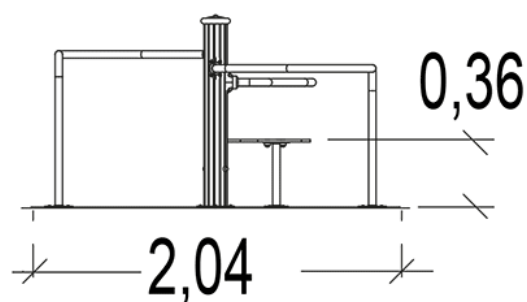
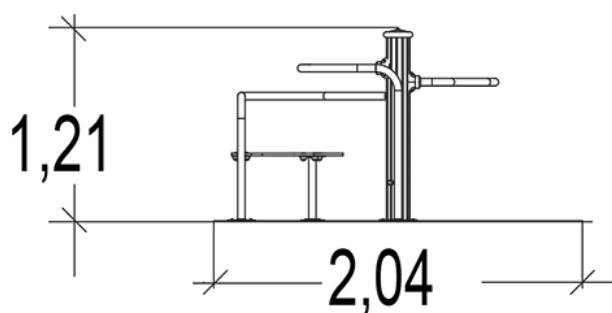




1 = 2,1m  
2 = 2,1m  
3 = 1m



Motor inclusion  
Sensory inclusion  
Mental inclusion



**Play value :** 3

meeting



x1

balancing



x1

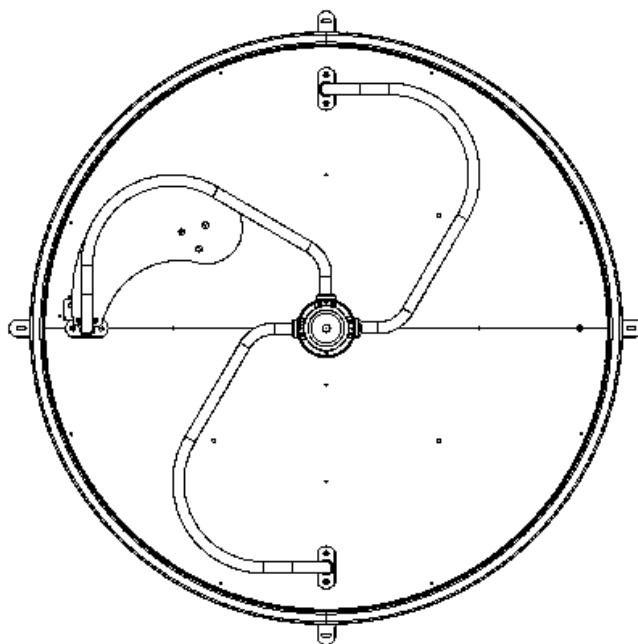
rotating



x1



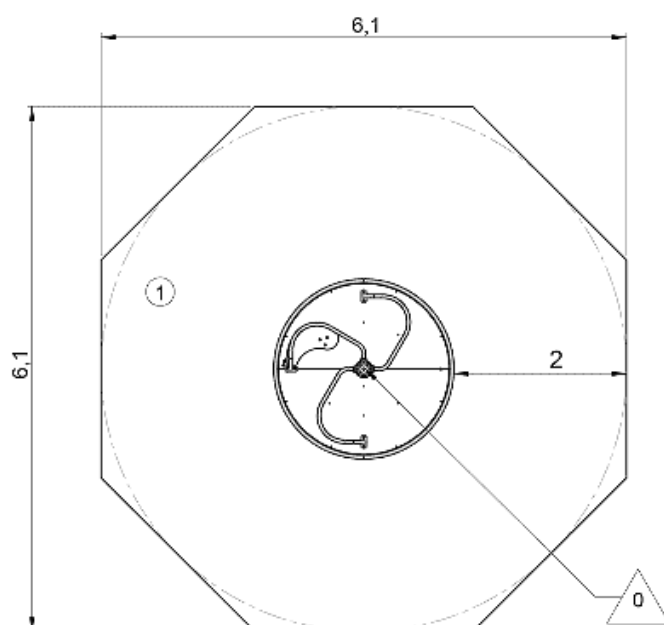
## Components



## Installation of equipment

Impact area =

— Impact area  
- - - Free space



1	1m	27,5m <sup>2</sup>
---	----	--------------------



2

03h00

0.4m<sup>3</sup>

27.5m<sup>2</sup>

302kg

270kg



EN

1176

## Play Value



Rocking



Social Play



Role Play



Balancing



Coordination

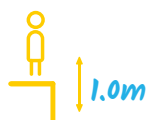


**Ages:** 4+

**Users:** 2

**Play Values:** 5

**Play Elements:** 1



Maximum fall height



Inclusive


## Description

The Double Perch takes the standard seesaw and add a new dimension by making users stand up, giving a new sensation that wouldn't be present on a standard seesaw. The Double Perch is popular with both boys and girls and is great for two users to play together and enjoy the sensation of rocking.

### Inclusive Elements

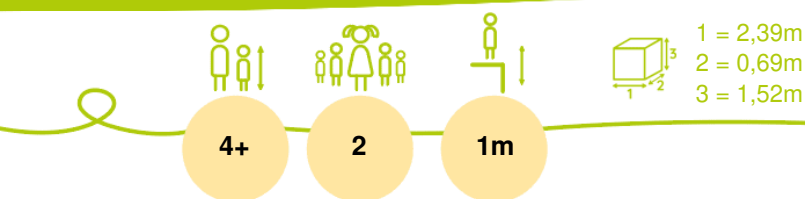


The rocking motion has a positive effect on the inner ear of children with hearing impairments.



Similar Unit  
with Orange  
Spring

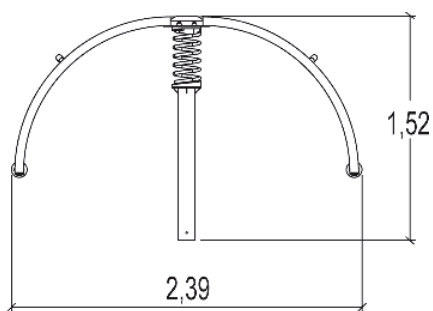
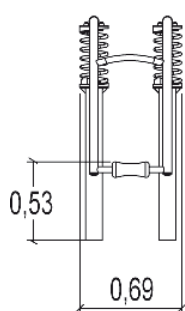




Motor inclusion  
Sensory inclusion  
Mental inclusion



If installed onto wetpour safer surfacing, we recommend a NON-FINES CONCRETE BASE.



Play value : **4**

role play



x1

meeting



x1

swinging



x1

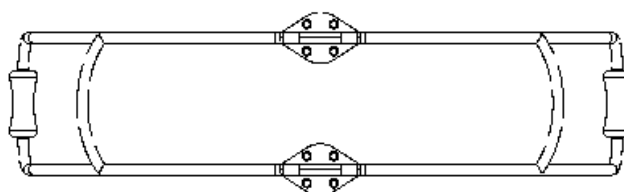
balancing



x1



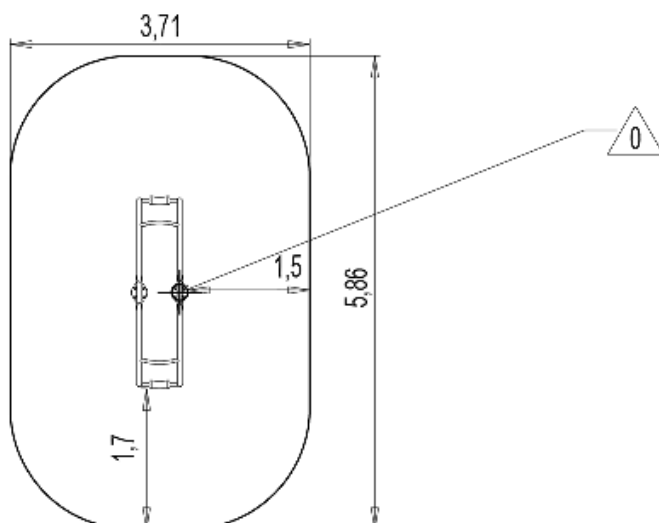
## Components



## Installation of equipment

Impact area =

— Impact area  
- - - Free space



1	1m	20m <sup>2</sup>
---	----	------------------



2

04h00

0.35m<sup>3</sup>

20m<sup>2</sup>

106kg

59kg

EN

1176

## Three In A Row Play Panel - UKFIROW6

### Play Value



Sensory  
Visual



Social Play



Tactile Play



Problem  
Solving



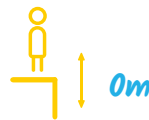
Inclusive

Ages: 2+

Users: 2

Play Values: 4

Play Elements: 1



Maximum fall height

### Description

The three in a row game play panel has a total of 16 moveable red and yellow sliding discs that glide effortlessly around the panel. Because the discs slide in tracks, there are no loose pieces to worry about going missing or to put away and get out again each day. This is a fun entertaining game for children to play with great educational and problem solving value.

Play panels can be a collective play experience, especially in terms of helping each other and finding solutions. Play panels are a fantastic tool for encouraging physical and practical play and can help develop a child's concentration skills and improve their coordination.

### Inclusive Elements



Installed at wheelchair transfer height.



A fun tactical game that allows children to interact with each other through movement and vision.

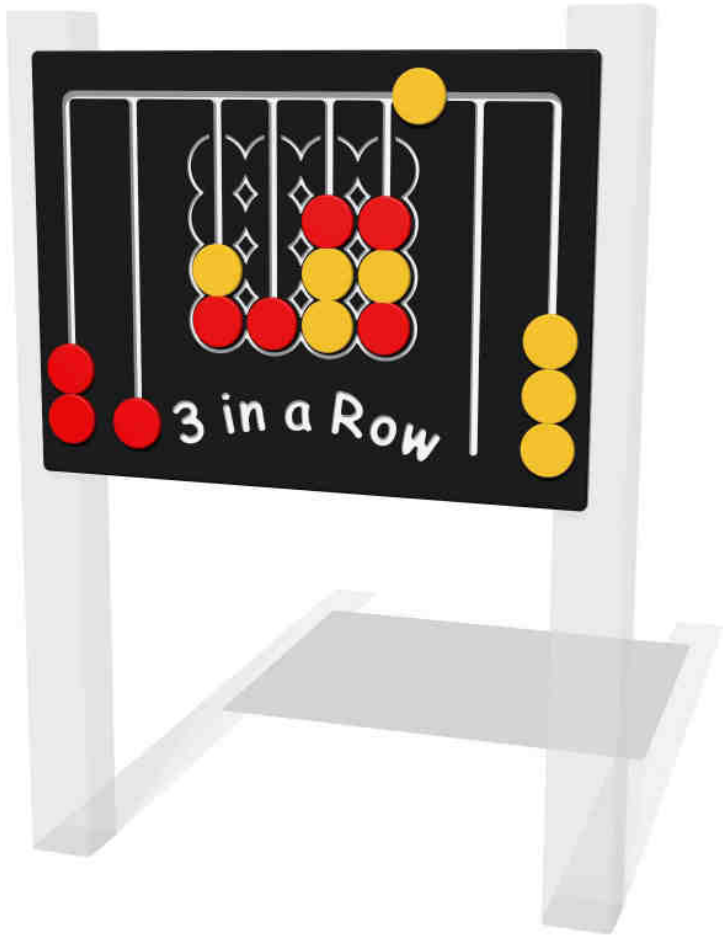


Focusing on the colours and matching them together makes this an accessible game.



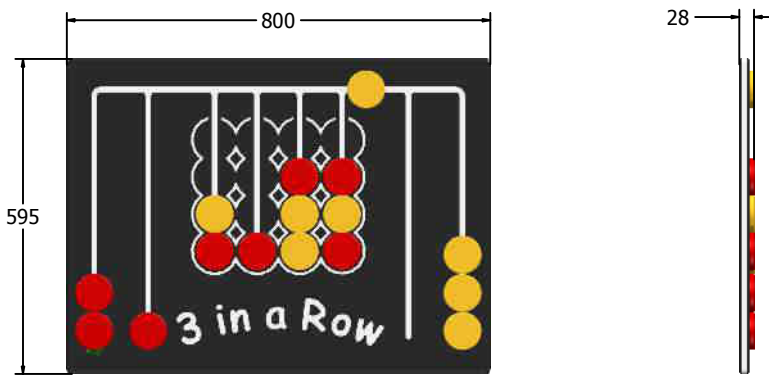
# Product Information

## FIROW6 - 3-in-a-row Play Panel



Designed to British & European  
Standard BS EN 1176

Supplied as panel only.



Age Range: 2+ Years  
Largest Part: FIROW6 - 800x595  
Heaviest Part: FIROW6 - 8.7Kg  
Total Weight: FIROW6 - 8.7Kg  
Surfacing : N/A

Minimum Inspection Schedule	
Inspection Type	Inspection Frequency
Visual	Every Month
Functionality	Every Month
Comprehensive	Every 6 Months

Material: **Design Panel** - High Density Polyethylene (HDPE) with orange peel texture finish, available in 12, 15 & 19mm two colour HDPE

Colour Choices: **Design Panel** - Broad selection available, visit the website below for further details



## Tic Tac Toe Play Panel - UKFITICTAC6

### Play Value



**Sensory  
Visual**



**Social Play**



**Problem  
Solving**



**Tactile Play**



**Inclusive**

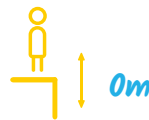


**Ages: 3+**

**Users: 2**

**Play Values: 4**

**Play Elements: 1**



Maximum fall height

### Description

The Tic Tac Toe game provides a fun way to learn. Children will be able to match the shapes whilst developing logical understanding and strategy. This unit is also accessible to all. The colours are high contrasting and the O's and X's are all laser cut to ensure this game can be played through sight or touch.

Play panels can be a collective play experience, especially in terms of helping each other and finding solutions. Play panels are a fantastic tool for encouraging physical and practical play and can help develop a child's concentration skills and improve their coordination.

#### Inclusive Elements



Installed at wheelchair transfer height.



The O's and X's are laser cut making this item suitable for children with visual impairments.



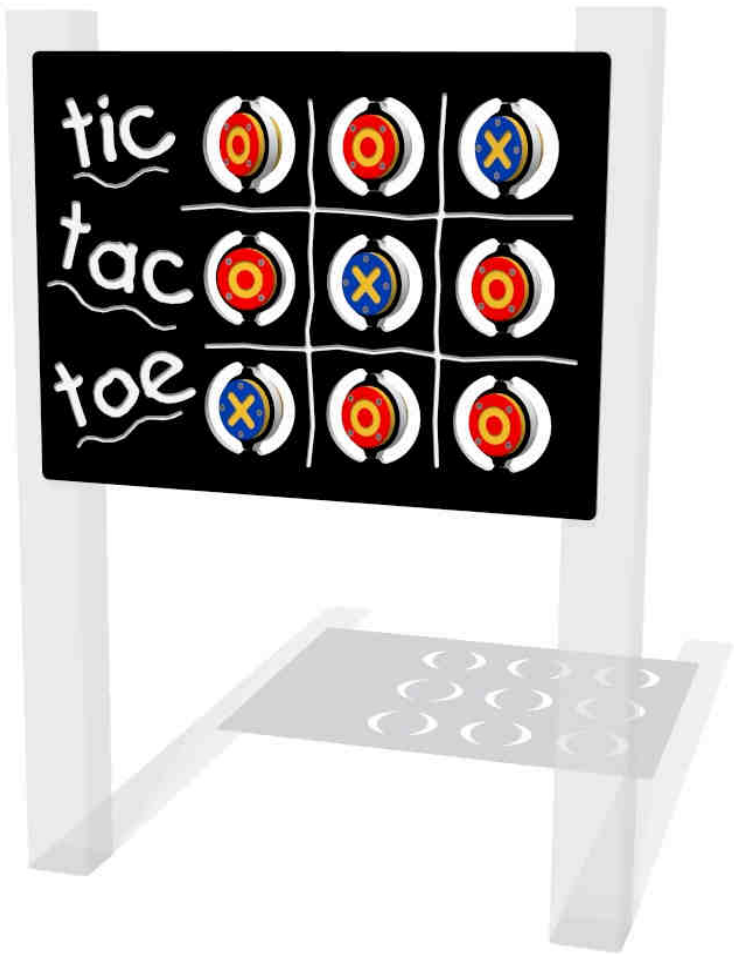
Predominantly a 2 players game a child can build stronger connections with their peers and communicate through playing.



A fun way to learn; matching shapes together to develop focus and logic.

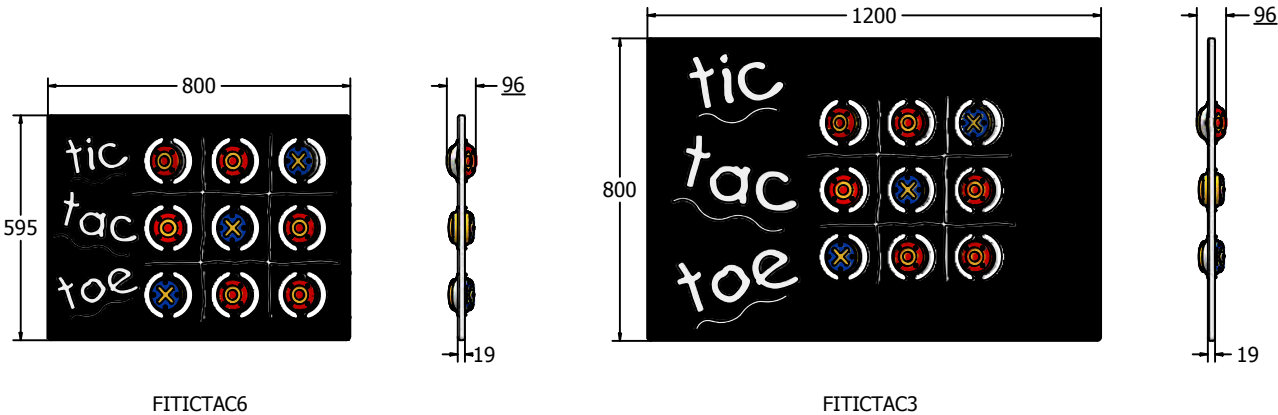


FITICTAC - Tic, Tac, Toe Play Panel



Designed to British & European  
Standard BS EN 1176

Supplied as panel only



	FITICTAC6	FITICTAC3
Age Range:	2+ Years	2+ Years
Largest Part:	800x595	1200x800
Total Weight:	9Kg	18Kg

Inspection Schedual	Inspection Frequency
Visual	Every Month
Functionality	Every Month
Comprehensive	Every 6 Months

Material: **Design Panel** - High Density Polyethylene (HDPE) with orange peel texture finish available in 12.5, 15 & 19mm

Colour Choices: **Design Panel** - Broad selection available, visit the website below for further details



## Contents

<i>Site Plan &amp; Design</i>	<i>1</i>
<i>Pricing Breakdown</i>	<i>2</i>
<i>Technical Datasheets</i>	<i>3</i>
<i>Case Studies &amp; References</i>	<i>4</i>
<i>Warranties &amp; Test Certificates</i>	<i>5</i>
<i>Terms and Conditions</i>	<i>6</i>







## CASE STUDY



### NEW VIBRANT DIABOLO PLAY AREA



#### CONWAY ROAD RECREATION GROUND

<b>Client:</b>	Gedling Borough Council
<b>Address:</b>	Conway Road, Carlton, Nottingham, NG4 2PX
<b>Budget:</b>	£94,000
<b>Age Range:</b>	Toddler, Junior, Inclusive
<b>Ranges:</b>	Diabolo
<b>Surfacing:</b>	Wetpour

**Project Story:** Gedling Borough Council wanted to revamp a popular recreation area consisting of tennis courts and a bowling green to include a play area for families to enjoy. The new playground needed to have a good variety of challenging equipment, rich in play value and suitable for children of all ages and abilities. Proludic achieved this in the winning design they submitted with the combination of a toddler and junior multiplay units, swings, a wheelchair-accessible roundabout and springers. The end product saw the surfacing colours finish matched to the Diabolo Multiplay units giving an impressive overall finish to the area.

The installation of the playground ran relatively smoothly. However, our team did run into complications when a sewage pipe unbeknown to both the Council or local water authority, was discovered beneath the playground area. To overcome this issue and meet safety guidelines, Proludic changed the initial design so that construction work did not damage the pipework and allowed access. This quick resolution to the problem meant the project progressed without any damage to the pipeline or additional costs to the client.





New Play Area



Diabolo Multiplay Unit



Wheelchair Accessible Roundabout

“ Proludic won the tender for the design and build of the new play area. Despite having to stop work on site due to Covid 19 and having to redesign the layout due to an unexpected manhole/sewage pipe, the work was completed within budget and to a high standard. Communication was excellent, both from the office and contractors on site, from tender stage to completion. ”

Nancy Ashbridge, Landscape Architect,  
Gedling Borough Council

## Selected Products



J2409 Wheelchair Accessible Roundabout



J38109 Diabolo Plus Multiplay Unit



J3835 Diabolo Multiplay Unit



J441 Pod Swing



J853 Four Seat Spring See Saw



J867 Frog Springer



Contact Us On: [www.proludic.co.uk](http://www.proludic.co.uk) - [info@proludic.co.uk](mailto:info@proludic.co.uk) - 0115 9823 980







## CASE STUDY



# CREATING A DESTINATION INCLUSIVE PLAY AREA



Whimsical Wood Toddler Play Area



## ROTHAMSTED PARK

<b>Client:</b>	Harpenden Town Council
<b>Address:</b>	33 High Street, Harpenden, St. Albans, AL5 2DG
<b>Budget:</b>	£300,000
<b>Age Range:</b>	Toddler, Junior, Teen, Inclusive
<b>Ranges:</b>	Kanope, IXO, Origin, Dynamic, Aquatic themed
<b>Surfacing:</b>	Rubber Mulch, Wetpour, Grassmat, Thermoplastic Graphics

**Project Story:** Harpenden Town Council and the PARC Friends of Group set their sights high when they decided to create a new flagship park at the existing Rothamsted play area site in the heart of the town. They wanted to create a memorable play experience for toddlers, juniors, teenagers, and their families alike to enjoy.

The client had a budget of £300,000 for this project and wanted the play equipment to be grouped into four zones for three age ranges: 0-5, 6-11 and 11-15 years. The overarching aim of the project was to create a space where families and teenagers would like to spend more time because of the design and stimulating equipment chosen. From the outset, it was decided to remove 90% of the equipment leaving a few well-loved pieces in situ in the teen zone.



Harpenden Town Council released the tender in November 2020 from which they received 8 submissions from a variety of play providers. Proludic was chosen as the preferred supplier for our creativity, innovation, and bespoke design. The stunning design proposed a balance of natural wooden and aesthetically pleasing steel equipment. Once built the chosen area would contain 65 play items, offering 350+ play experiences for 300+ users at any one time. These were as follows:

- Whimsical Woodlands, designed for Toddlers (0-5 years) to primarily be accessible while offering both tactile and sensory play experiences
- Fantastic Forest (0-11 years) – To be used by all ages to engage the senses through imaginative play.
- Rambling Rivers (6 – 11 years) – Full of independent and challenging play experiences.
- Tree Tops (11 – 15 years) – Fast-paced social play



Fantastic Forest Play Area Design



Tree Tops Teen Play Area



Rambling Rivers Junior Play Area





## The Solution

The new play area includes some focal pieces such as a wheelchair accessible multiplay unit (J38200), a two-meter-tall climbing bear (J49104), and a sunken Ship (J2755). But what truly makes the play area is the Woodland Animal theming. A unique element that Proludic offer is an Adventure game that can be tailored to each play area design which provides a fun experience in and around the park. The concept is based on a code-breaking game that gets children moving around the park solving puzzles.



« I was very happy to be involved in the delivery of this sizable project. Not only did Proludic win the tender with an amazing woodland-themed design against seven other competitors, but we successfully delivered on time and budget a substantial destination play area that the community can be proud of and families and teenagers can repeatedly enjoy! »

Annabel Brown, Proludic Area Manager

In keeping with the woodland and nature theme, all the equipment looks vibrant, aesthetically pleasing and includes units from the Origin' range that utilise the natural Robinia timber. Proludic also included HPL (High-pressurised laminate) panels with nature-inspired designs imprinted on them to further add to the sense of wonder.

## Selected Products



**J2409** Wheelchair  
Accessible  
Roundabout



**J2586** IXO  
Multiplay Unit



**J2755** Metal Keo  
Multiplay Unit



**J48105** Vertical World  
Climbing Structure



**J986** Double Perch



**J499** Rope Swing



Contact Us On: [www.proludic.co.uk](http://www.proludic.co.uk) - [info@proludic.co.uk](mailto:info@proludic.co.uk) - 0115 9823 980



## Contents

Site Plan & Design	1
Pricing Breakdown	2
Technical Datasheets	3
Case Studies & References	4
<b>Warranties &amp; Test Certificates</b>	<b>5</b>
Terms and Conditions	6



**Warranties  
& Test  
Certificates**



# Guarantees

25, 10, 5 and 2 years

Proludic is committed to the quality and durability of its products.

In addition to using carefully selected materials and applying the highest manufacturing standards, Proludic provides extensive guarantees.

## Our guarantees:

**25 years** for any structural failure of sport or play products due to a material or manufacturing failure of:

- Panels (lacquered plywood / coloured compact / polyethylene)
- Posts and supporting structures (painted galvanised steel, galvanised steel, stainless steel)
- Stainless steel tubes

**10 years** for any structural failure of sport or play products due to a material or manufacturing failure of:

- Metal components (with the exception of springs, moving or mechanical parts and fixings)
- High density plastic parts (with the exception of moving or mechanical parts)
- Non-slip plywood and compact panels
- Posts (timber)
- Robinia wood planks

**5 years** for any structural failure of sport or play products due to a material or manufacturing failure of:

- Springs and mechanical systems
- Moulded or rotary moulded plastic parts (with the exception of moving parts)
- Metal crimps and rope assemblies

**2 years** for any defect or manufacturing fault of component parts.



## A Practical and Proactive Approach to Safety

Every piece of Proludic play equipment has been manufactured to conform to the current European standards.

Proludic equipment has been inspected and certificated by an independent laboratory (TUV) to conform to the European standards EN 1176.

Proludic Sport abides by the European legislation in place and makes the DIN, NF, and EN standards an integral part of part of both its design and testing stages. Our design teams are involved in the development of these safety standards in order to ensure the safety of our users while offering them exciting opportunities.

The main certifications provided are issued by the German TUV safety and testing organisation.





# CERTIFICATE OF MEMBERSHIP



Supporting the  
**UK Play** Industry

This is to certify that

**Proludic Ltd**

Has been accepted as a member of the Association of Play Industries

A handwritten signature in black ink that reads 'Deborah Holt'.

Deborah Holt, Membership Manager

MEMBERSHIP P0112

VALID FOR 2022





STANDARD

SSIP SAFETY  
SCHEMES IN  
PROGRESS

FOUNDED MEMBER

CERTIFICATE

OF

ACCREDITATION

This is to certify that

**Proludic Ltd**

**Membership No.: CHAS-134536**  
**Principal Contractor**

has demonstrated compliance with the CHAS standards in line  
with SSIP Core Criteria and UK H&S Legislation and has been  
awarded accreditation to the requirements of the CDM  
Regulations 2015



**Ian McKinnon**  
**Managing Director**



**MEMBERSHIP VALID UNTIL**

**26 SEPTEMBER 2022**

**CERTIFICATE VALID UNTIL\***

**12 NOVEMBER 2022**

\*Certificate is only valid when accompanied with an active membership

**0345 521 9111**

**CHAS.co.uk**



**Constructionline**  
**Gold Member**

# CERTIFICATE OF MEMBERSHIP

***Proludic Ltd***

Registration No: **53160**

Date Issued: **13 April 2021**

*This certifies that the member named above has met pre-qualification requirements appropriate to public and private sector procurement.*

A supplier's verification status is dynamic, this certificate proves the Supplier was verified to the named level on the day stated only. For the current status please check the Constructionline platform.





## Contents

<i>Site Plan &amp; Design</i>	<i>1</i>
<i>Pricing Breakdown</i>	<i>2</i>
<i>Technical Datasheets</i>	<i>3</i>
<i>Case Studies &amp; References</i>	<i>4</i>
<i>Warranties &amp; Test Certificates</i>	<i>5</i>
<i>Terms and Conditions</i>	<i>6</i>



*Terms &  
Conditions*

## Terms and Conditions

### Formation of a Contract

The quotation given on or attached to these terms and conditions will remain valid for a period of 90 days, unless otherwise stated on the quote. Acknowledgment and acceptance of this proposal is made by you placing an order within the specified period above, at which time you will be bound by these terms and conditions. Each proposal accepted shall constitute an individual legally binding contract between you and us. Such contract is hereinafter referred to in these terms and conditions as "an order". Nothing in these terms and conditions shall prejudice any condition or warranty expressed or implied, or any legal remedy to which we may be entitled in relation to the goods / and or the work the subject of this order.

### Our Responsibility

We will ensure that all materials supplied comply with safe building practices and are free from defects and that any work carried out is carried out with reasonable care and skill and to a reasonable standard. Before starting any work we will carry out an inspection to make sure that all work quoted is appropriate and practicable. If after our inspection any further work is necessary either because of alterations in design, specification or otherwise and this causes an increase in costs we will send you a further proposal giving details of the extra costs and will only proceed with the works once your written acceptance has been received. Subject to our terms we will carry out the work in accordance with our proposal. We will make good any damage caused whilst carrying out the work.

### Your Responsibility

You will permit us during normal working hours to carry out an inspection and thereafter to undertake the works according to the programme set out in the proposal. You will remove all items necessary to allow us to commence the works and cover and protect all fixtures and fittings, which cannot be removed. You will obtain all permissions and consents, (including if necessary planning permission) from landlords, local authorities and others, which are required before the work can commence. Where you are required to provide us with measurements or other information such measurements or information must be correct. If we rely on the measurements or information given when preparing our proposal and such measurements or information are incorrect we reserve the right to increase the price to make good any errors or additional works required as a result.

### Payment

Goods are invoiced upon dispatch. Payment terms are strictly net 30 days from the date of invoice. Acceptance of this order constitutes agreement of these terms and overrides any other payment terms, including any quoted on your purchase order. We reserve the right to issue interim invoices or applications for payment, or request payment prior delivery or installation on a proforma basis. Please note all prices quoted are excluding VAT.

### Delivery/Installation Dates

UK delivery is priced at 10% (with a minimum £100 charge) based on the total list price value of the equipment. We reserve the right to increase the delivery charge dependent on location of delivery address, all amended prices will be notified on quotations. You will be provided with an estimated delivery date on receipt of order and updated throughout the order process. Delivery is approximately 4-6 weeks from the date of order. Deliveries that cannot be accepted by the customer within 4 weeks of the agreed date, will be subject to a storage charge of £100 per week or 1% of the equipment value, whichever is greater.

### Minimum Installation Charge

On orders received with installation, a minimum installation charge per site of £1000 applies in all cases.

Budget costs assume that easy lorry access & precise siting of the equipment will be provided, no surface or underground obstructions will be encountered during excavation such as concrete, hard-core, rock, chalk, roots, drainage, gas or water pipes, telephone or electricity cables etc. In the event of any such obstructions we reserve the right to charge for any additional work involved. We cannot accept liability for any consequent charges that may be incurred by disruption of any of the foregoing services. For fixed installation prices, a site survey is required by a company representative prior to the order being placed.

### Main Contractor's Discount

Our quotation does not include for a Main Contractor's Discount. If a 2.5% Main Contractor's Discount is applicable, please add 2.563% to our quoted prices.

### Cancellation Policy

The Company reserves the right to levy a cancellation charge of:

- 25% of the total order value if cancelled more than 6 weeks from the scheduled delivery / start date.
- 50% of the total order value if cancelled less than 6 weeks from the scheduled delivery / start date.

Please Note: Any such charge is non-negotiable and is solely at the discretion of the Company. All drawings, descriptive and forwarding specifications, particulars of weights and dimensions are approximate only and not binding and illustrations contained in catalogues, price lists, sales literature and other advertisement material are for the purpose of general description only and none of these shall form part of this Contract.

The Play Hub, Bradmore Business Park, Loughborough Road, Nottingham NG11 6QA



Designer of play and sports areas

Proludic Ltd  
The Play Hub,  
Bradmore Business Park,  
Loughborough Road  
Nottingham,  
NG11 6QA  
Tel: 0115 982 3980  
info@proludic.co.uk



Area Manager - Kiran Chouhan

[WWW.PROLUDIC.CO.UK](http://WWW.PROLUDIC.CO.UK)